

SIGMA



LENS CATALOGUE



SIGMA GLOBAL VISION

ONE SIGMA - THREE PRODUCT LINES

Your relationship with photography is about to be transformed

SIGMA is organizing all its interchangeable lenses into three product lines. Each line is based on its own clearly defined development concept, and every new lens we announce will belong to one of these lines.

Our objective is not to impose a new way of categorizing equipment, but simply to clarify the approach we have taken in developing each new lens. Our hope is that these product lines will help guide photographers, giving an overview of the type of image creation each lens was designed to support. You might think of it as adding tags to a database.

The product line categories provide additional guidance, but it is ultimately the photographer who will consider this information in choosing the right lens. As we take our lenses to a new level of quality we're providing additional information that describes them from a new perspective.

Simply by identifying the product line that resonates with their own photographic orientation, any photographer will be able to find the right SIGMA lenses quickly and easily. This is sure to close the gap between the photos you're taking now and the photos you're capable of taking. SIGMA's product lines are going to redefine the way you relate to photography.

We're organizing all our lenses into three product lines

We organize all of our interchangeable lenses into three product lines. Each line is based on its own clearly defined development concept, and we develop each lens to exemplify the concept of either one of the Art, Contemporary and Sports lines.

A Art

Unbeatable expressive performance - lenses for the artist in you

Designed with a focus on sophisticated optical performance and tremendous expressive power, our Art line delivers high-level artistic quality.

With unsurpassed expressive performance, these lenses meet the highest standards demanded by photographers. Developed with the maximum emphasis on artistic touch, our Art line lenses are designed to meet the expectations of users who value a creative, dramatic outcome above compactness and multi-function. Along with landscapes, portraits, still-life, close-up and casual snaps, they're perfect for the kind of photography that unleashes the inner artist. Ideal for studio photography, they offer just as much expressive scope when capturing architecture, starry skies, underwater shots and many other scenes.

C Contemporary

High performance, yet compact and lightweight - true all-round lenses

Featuring the very latest technology, and combining optical performance with compactness, our high-performance Contemporary line covers a wide range of needs.


Incorporating the very latest technology in these lenses, SIGMA has solved the difficult problem of keeping size and weight low without compromising on advanced optical performance or utility. High-performance, versatile, compact and superbly portable, the lenses in our Contemporary line can handle landscape shots on your travels, casual snapshots, family pictures, and all sorts of other photo opportunities.

S Sports

Sophisticated and agile when it comes to capturing action and movement - high performance lenses for dynamic shooting

Offering sophisticated optical performance and expressive capabilities our Sports line lenses deliver high action-capture performance, enabling photographers to get exactly the shots they want.

With their high-level optical performance and expressive power, these lenses can capture fast-moving subjects, even at distance. This high-performance line also offers a variety of functions to aid the photographer in challenging conditions and scenarios. Besides sports photography, the lenses are also perfect for nature shots featuring birds, wild animals and other creatures, and for capture of aircraft, trains, race cars and more. Our Sports line lenses also offer a wide range of customization functions: exclusive software allows many settings to be customized.



3	ONE SIGMA - THREE PRODUCT LINES	
6-7	ESSENTIALS	
8	ABOUT OUR LENS	
Lenses for mirrorless interchangeable lens cameras		
Art Line		
10	DG DN LENSES	Lens exclusively for mirrorless interchangeable lens cameras with full-frame sensors
13	DG DN LENS MACRO	Lens exclusively for mirrorless interchangeable lens cameras with full-frame sensors
18-19	DG LENSES	Lens compatible with mirrorless interchangeable lens cameras with full-frame sensors
19	DG LENS MACRO	Lens compatible with mirrorless interchangeable lens cameras with full-frame sensors
Contemporary Line		
13	DC DN LENSES	Lens exclusively for mirrorless interchangeable lens cameras with APS-C sensors
15-16	DG DN LENSES	Lens exclusively for mirrorless interchangeable lens cameras with full-frame sensors
Sports Line		
16	DG DN LENSES	Lens exclusively for mirrorless interchangeable lens cameras with full-frame sensors
Lenses for SLR cameras		
Art Line		
20	DC LENSES	APS-C size format
	DG LENS MACRO	Full-frame format
21-24	DG LENSES	Full-frame format
Contemporary Line		
26	DC LENSES	APS-C size format
	DG LENSES	Full-frame format
Sports Line		
27	DG LENSES	Full-frame format
Others		
29	DG LENSES	Full-frame format
30-31	SIGMA LENS TECHNOLOGY	
32	PRINCIPLES OF THE LENS	
33-35	LENS ACCESSORIES	
37-39	SIGMA CINE LENSES	
40-43	SPECIFICATIONS	



ESSENTIALS

You'll find our philosophy and craftsmanship in every product

Our lineup fully expresses our approach to lenses and photography itself. All of our lenses belong to one of three product lines—Art, Contemporary, or Sports—all of which share our development philosophy and advanced manufacturing system. High performance, high quality, and high end in every respect, these lenses give people who love photography and choose SIGMA products lasting value and consistent, exciting results. The secret is our passion for craftsmanship that we put into every production process and every product.

QUALITY

Inspecting each and every lens with our proprietary MTF measuring system, we deliver premium quality

There are three requirements for outstanding lenses: fine design, precise manufacturing and inspection that ensures compliance with all specifications. SIGMA lenses are born of outstanding design concepts and excellent manufacturing technology. But they're not complete until they undergo our uncompromising lens performance evaluation. We've developed our own proprietary MTF (Modulation Transfer Function) measuring system. We check each and every lens in our product lines before we ship it, in order to always deliver lenses with ultra-high-performance and quality.



CRAFTSMANSHIP

Producing everything in Aizu for "Made in Japan" quality

Apart from a handful of processes, we perform all manufacturing in house at our Aizu factory in Fukushima Prefecture. This includes grinding lenses, molding plastic parts, painting, mounting substrates, assembly, manufacturing screws and other parts, and machining molds. Thanks to this integrated production system, we are now one of the very few manufacturers whose products are truly "Made in Japan." With its clean air and water and focused, hard-working people, Aizu offers an optical equipment manufacturer the perfect operating environment and conditions.

We pride ourselves on the authentic quality of SIGMA products, born of a marriage between highly attuned expertise and intelligent, advanced technology. Our sophisticated products have satisfied professionals and lovers of photography all over the world, because our manufacturing is based on genuine craftsmanship, underpinned by the passion and pride of all staff at our Aizu factory.



VALUE

This proprietary SIGMA service lets you use your cherished SIGMA lenses for many years to come

We at SIGMA understand that, to a photographer, a lens is not only a key device for photographic expression but also a valuable asset. We would like our customers to be able to use the lens systems they have carefully put together for as long as possible. Leveraging our expertise in manufacturing lenses with our own integrated production system, we are proud to present our Mount Conversion Service. In this fee-based service, we will convert the mounts of your SIGMA lenses to another mount system, allowing you to use your prized lenses with the camera system of your choice.



CUSTOMIZATION

Our SIGMA USB DOCK accessory and exclusive software let you personalize the specification of your SIGMA lenses

With our three product lines of interchangeable lenses, the SIGMA USB DOCK accessory and exclusive SIGMA Optimization Pro software let photographers update lens firmware and customize focus position and other parameters. Simply connect the lens to a computer with the SIGMA USB DOCK and use the simple on-screen controls to create personal lens specifications. It is possible to select the autofocus speed and adjust the focus limiter and Optical Stabilizer (OS) function with the lenses incorporating the custom mode switch.


*It is not compatible with Sony E-mount or Micro Four Thirds.
*Scope of adjustment varies depending on specifications of the individual product.



RESPONSIBILITY

In our manufacturing activities, we aim together with the local community for sustainable growth and the highest standard of corporate social responsibility (CSR)

The history of our Aizu factory, our sole production base, is also the history of SIGMA itself. From the moment we first conceived the idea of setting up a factory in Aizu, we have aimed to grow and develop as a member of the local community. We believe that when a company sets up a business base, it has an economic, cultural and environmental responsibility to the local community from that time onward. The global market may be the principal focus of our business, but this is our guiding principle and our attention to responsibility begins at home.



ABOUT OUR LENS

Lens categories for all major standards

For our three product lines, SIGMA develops lenses optimized for 35mm full-frame, APS-C, and mirrorless interchangeable lens cameras.

SIGMA DG LENSES

Lenses for cameras with full-frame sensors

Designed to deliver the ultimate in performance on cameras with full-frame sensors, these lenses also bring out the best from APS-C sensor cameras.

SIGMA DC LENSES^{1,2}

Lenses for cameras with APS-C sensors

These lenses are designed especially for cameras with APS-C sensors. The smaller image size makes possible a compact, lightweight format that offers outstanding flexibility and maneuverability.

SIGMA DN LENSES¹

Lenses for mirrorless interchangeable lens cameras

These lenses are designed for exceptional performance on mirrorless interchangeable lens cameras with a short flange back distance.

I series

Lenses exclusively for mirrorless interchangeable lens cameras with full-frame sensors

The SIGMA I series features full-frame compatible lenses that offer mirrorless users a new and better alternative, both in the experience of shooting with the lens and in the impressive results it is able to achieve.

SIGMA has given careful thought how photographers use and enjoy their lenses, including optical design, advanced functionality, build quality and the experience of picking up and using the lens, and with all of this carefully considered, the I series was born.

FUNCTION

Abbreviations used in this catalog to indicate function

EX EX LENS

SIGMA's professional-grade prime lenses and wide-aperture zoom lenses that maintain their maximum F-number regardless of zoom position.

ASP ASPHERICAL LENS

Aspherical lenses offer greater design latitude, raise performance, permit use of fewer lens elements, and allow a more compact size.

ELD/FLD/SLD LOW DISPERSION LENS

These lenses include one or more elements made of ELD (Extraordinary Low Dispersion), FLD ("F" Low Dispersion), or SLD (Special Low Dispersion) glass, which help minimize chromatic aberration, which can harm image quality.

OS* OPTICAL STABILIZER

An Optical Stabilizer mechanism built into the lens helps assure a sharp image while giving you freedom of movement and more latitude in camera settings.

HSM* HYPER-SONIC MOTOR

Using a motor driven by ultrasonic waves, these lenses offer speedy autofocus and quiet operation.

IF INNER FOCUS

To increase stability, this lens configuration uses movable internal lens elements that adjust focus without changing the length of the lens barrel.

RF REAR FOCUS

Rear focus is one type of SIGMA inner focus system, in which focusing is performed by moving particular elements within the lens interior.

CONV TELECONVERTER-COMPATIBLE LENS

This indicates a lens that will accept available SIGMA TELE CONVERTER (optional) attachments, which increase focal length and support AE (automatic exposure) operation.

*Note: OS and HSM are not included on mounts for certain camera systems. Please refer to the major distinguishing characteristics on 36-39 page.

Note 1: The angle of view varies depending on which camera the lens is mounted on. To find the 35mm camera-equivalent focal length, multiply the DC lens focal length by the crop factor (digital multiplier) of 1.5-2, depending on the brand of DSLR camera on which the lens will be used.
Note 2: Vignetting will occur when DC lenses are used on digital cameras having image sensors larger than APS-C size.
To find which DC lens is equivalent to a full-frame lens, divide the focal length of the full frame lens by the same crop factor.



DG DN LENSES

Lens exclusively for mirrorless interchangeable lens cameras with full-frame sensors



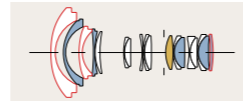
14-24mm F2.8 DG DN

Case and cover lens cap (LC850-01) supplied

A wide-angle zoom with remarkable resolution that is perfect for full-frame mirrorless cameras

Optimizing the standard specifications for photographing starry skies for full-frame mirrorless cameras and utilizing the characteristics of the short flange focal length, the 14-24mm F2.8 DG DN | Art is a new-generation large-diameter zoom lens that combines a compact body, uniform rendering performance and outstanding resolution to the edge of the frame. The lens comes with a rear filter holder for shooting starry skies.

| ASP | FLD/SLD | IF |



- Lens construction: 13 groups, 18 elements
- Minimum focusing distance: 28cm (11.0in.)
- Magnification: 1:7.3
- Mounts: L-Mount, Sony E-mount



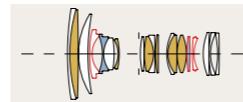
24-70mm F2.8 DG DN

Case and hood (LC878-03) supplied

Best-in-class performance and large-aperture standard zoom lens that offers high resolution throughout the entire zoom range

Best performance for the large-aperture zoom. This creed made an extremely high resolution achieved. By exerting superiority in mirrorless camera-dedicated designs, the lens is made light and compact, while achieving uniform and high resolution throughout the entire zoom range. Furthermore, compatibility with the latest mirrorless camera bodies and functions assists in various photographic environments and meets the high demands of professional or advanced amateur photographers.

| ASP | FLD/SLD | IF |



- Lens construction: 15 groups, 19 elements
- Minimum focusing distance (W-T): 18-38cm (7.1-15.0in.)
- Magnification: Wide 1:2.9 - Tele 1:4.5
- Filter size: ϕ 82mm
- Mounts: L-Mount, Sony E-mount



35mm F1.2 DG DN

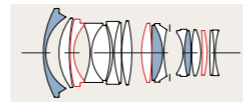
Case and hood (LH878-02) supplied

Bringing the "pursuit of ultimate image quality" to the next level

The first* wide-angle AF lens with F1.2 maximum aperture for full-frame Sony E-mount and L-Mount systems. The F1.2 aperture makes it possible to create large bokeh with shallow depth of field and to select fast shutter speeds in low light situations. Outstanding optical performance based on the development concept of the Art line "pursuit of ultimate image quality" brings a new artistic expression.

*Among interchangeable AF lenses for digital mirrorless cameras with 35mm equivalent full-frame image sensors (SIGMA research as of July, 2019).

| ASP | SLD | HSM | IF |



- Lens construction: 12 groups, 17 elements
- Minimum focusing distance: 30cm (11.8in.)
- Magnification: 1:5.1
- Filter size: ϕ 82mm
- Mounts: L-Mount, Sony E-mount



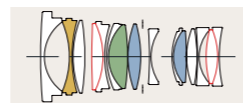
35mm F1.4 DG DN

Case and hood (LH728-01) supplied

The evolution of a classic

The existing 35mm F1.4 DG HSM | Art was SIGMA's first GLOBAL VISION lens. Released in 2012, it set the standard for all of SIGMA's subsequent Art-line lenses, and thanks to its exceptional image quality it is still the 35mm prime lens of choice for many professional photographers. The 35mm F1.4 has been redesigned from the ground up specifically for mirrorless cameras. Despite being significantly smaller and lighter than the existing 35mm F1.4, it displays an outstanding level of sharpness right to the edges of the frame at all apertures, as well as exceptionally smooth and attractive bokeh and remarkably well-controlled optical aberrations. Designed exclusively for use with mirrorless cameras, the 35mm F1.4 DG DN | Art is light enough to feel perfectly balanced on a compact mirrorless camera, yet is packed with an array of professional features. This gives the lens operability and portability without compromise, making it as ideal for professional projects. SIGMA is delighted to introduce you to the new gold standard in wide-aperture 35mm primes.

| ASP | ELD/FLD/SLD | HSM | IF |



- Lens construction: 11 groups, 15 elements
- Minimum focusing distance: 30cm (11.8in.)
- Magnification: 1:5.4
- Filter size: ϕ 67mm
- Mounts: L-Mount, Sony E-mount



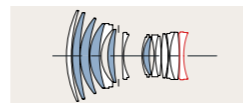
85mm F1.4 DG DN

Case and cover lens cap (LH828-02) supplied

Redefining the Classic

This lens combines a clear and delicate rendering performance with beautiful, rich bokeh effects thanks to the large-diameter F1.4. The 85mm focal length and large bokeh effect at F1.4 allow the subjects to stand out. In addition to the fast and consistent AF response, the mirrorless-exclusive design has realized a lightweight and compact lens body that defies convention. This is SIGMA's new "ultimate portrait lens" for the mirrorless age. And with it, SIGMA proposes a whole new world of possibilities provided by this "85mm F1.4 lens for everyday use," thanks to the unprecedented level of portability, free from size- or weight-related limitations.


| ASP | SLD | IF |



- Lens construction: 11 groups, 15 elements
- Minimum focusing distance: 85cm (33.5in.)
- Magnification: 1:8.4
- Filter size: ϕ 77mm
- Mounts: L-Mount, Sony E-mount

*Illustrations of lens configurations are color-coded as follows: ○ Aspherical lens, ● SLD glass, ● ELD glass, ● FLD glass.





A Art

DG DN LENS MACRO

Lens exclusively for mirrorless interchangeable lens cameras with full-frame sensors



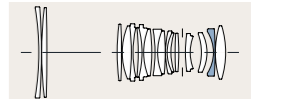
105mm F2.8 DG DN MACRO

Case and hood (LH653-01) supplied

Make everyday details more magnificent

Introduced as the first macro lens in the Art line of lenses for mirrorless cameras, this packs the highest level of performance expected of a medium telephoto macro lens into its body, from its superb optical performance to excellent build quality. Beyond being a high-spec macro lens that excels in a wide range of settings, this lens is ideal for macro shooting or portraits. It can also give photographers an opportunity to rediscover a new way of looking at or enjoying things such as unexpected beauty or something precious in everyday life through its perspective that is unique to a macro lens. It provides performance that goes far beyond the expectation or imagination of what a "classic mid-telephoto macro lens" can be.

| SLD | HSM | IF |



- Lens construction: 12 groups, 17 elements
- Minimum focusing distance: 29.5cm (11.6in.)
- Magnification: Wide 1:1
- Filter size: ø 62mm
- Mounts: L-Mount, Sony E-mount

C Contemporary

DC DN LENSES

Lens exclusively for mirrorless interchangeable lens cameras with APS-C sensors



18-50mm F2.8 DC DN

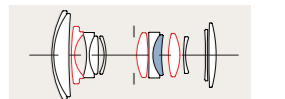
Hood (LH582-02) supplied

Stunning versatility

SIGMA's first APS-C size mirrorless zoom lens has a versatile full-frame equivalent zoom range of 27-75mm, which makes it ideal for a wide range of photo and video applications including landscapes, portraits, street photography, architecture and events. It can also be used for macro-style close-up photography owing to its maximum magnification of 1:2.8, which allows a minimum focusing distance of just 12.1cm*1. In terms of its bright F2.8 aperture, it makes for easier hand-held low-light shooting and provides a shallow depth-of-field for high-impact results. The lens' exceptionally small and light form factor that weighs less than 300g makes it perfect as a first interchangeable lens, as well as a sub-lens for full-frame bodies*2, and for various shooting situations.

*1 The minimum focusing distance and maximum magnification ratio are both values at the wide end.
*2 Please switch to APS-C crop mode when used on full-frame cameras.

| ASP | SLD | IF |



- Lens construction: 10 groups, 13 elements
- Minimum focusing distance (W-T): 12.1-30cm (4.8-11.8in.)
- Magnification: 1:2.8 (W)-1:2.5 (T)
- Filter size: ø 55mm
- Mounts: L-Mount, Sony E-mount



16mm F1.4 DC DN

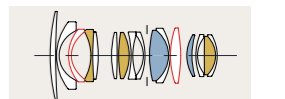
Hood (LH716-01) supplied

Large-diameter wide-angle lens for which mirrorless camera users have been waiting

The SIGMA 16mm F1.4 DC DN | Contemporary is the world's first* interchangeable lens for mirrorless Sony E-mount cameras in the APS-C format to offer a 35mm equivalent focal length of 24mm and F1.4 brightness. With 16 elements in 13 groups, the optical system features a multitude of high-tech and high-end components, including three FLD glass elements, two SLD glass elements, and two molded glass aspherical elements. This optical system minimizes optical aberrations and ensures outstanding resolution at wide-open aperture and throughout the aperture range.

*SIGMA research as of 2017

| ASP | FLD/SLD | IF



- Lens construction: 13 groups, 16 elements
- Minimum focusing distance: 25cm (9.8in.)
- Magnification: 1:9.9
- Filter size: ø 57mm
- Mounts: L-Mount, Micro Four Thirds System, Sony E-mount, Canon EF-M mount



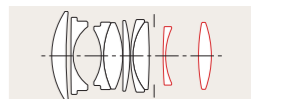
30mm F1.4 DC DN

Hood (LH586-01) supplied

Large-diameter F1.4 standard lens for APS-C mirrorless

Photographers can experience F1.4 brightness and standard lens functionality with a 35mm equivalent focal length of 45mm on the Sony E-mount system. An extremely compact lens that delivers image quality rivaling that of our Art line lenses. With an angle of view very similar to human vision and F1.4 brightness, photographers can use the shallow depth of field at wide-open aperture to take stunning portraits and still life shots. Closing the aperture allows this lens to be used for landscapes or snapshots with greater depth of field. This lens allows photographers to enjoy so many of the fundamental methods of photography.

| ASP | IF |



- Lens construction: 7 groups, 9 elements
- Minimum focusing distance: 30cm (11.8in.)
- Magnification: 1:7
- Filter size: ø 52mm
- Mounts: L-Mount, Micro Four Thirds System, Sony E-mount, Canon EF-M mount



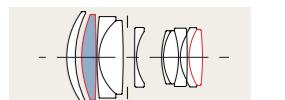
56mm F1.4 DC DN

Hood (LH582-01) supplied

Compact, lightweight and remarkable image quality — a mid-tele lens for APS-C mirrorless

A large aperture mid-tele lens for mirrorless Sony E-mount cameras with an APS-C format sensor, offering a 35mm equivalent focal length of 85mm and F1.4 brightness. While retaining the compact, lightweight, and outstanding image quality concepts of the Contemporary line, thanks to SIGMA's leading-edge technology, this lens provides the amount of bokeh and admirable brightness expected from F1.4 lenses even in the mid-tele range. This lens is also compatible with the Sony E-mount Fast Hybrid AF, achieving precise AF tracking. By using the face recognition or eye AF functions of cameras, focus will continuously be on the face or the eye even if the subject moves during the shoot.

| ASP | SLD | IF |



- Lens construction: 6 groups, 10 elements
- Minimum focusing distance: 50cm (19.7in.)
- Magnification: 1:7.4
- Filter size: ø 55mm
- Mounts: L-Mount, Micro Four Thirds System, Sony E-mount, Canon EF-M mount

*Illustrations of lens configurations are color-coded as follows: ○ Aspherical lens, ● SLD glass, ● ELD glass, ● FLD glass.



C Contemporary

DG DN LENSES

Lens exclusively for mirrorless interchangeable lens cameras with full-frame sensors

28-70mm F2.8 DG DN

Hood (LH706-01) supplied

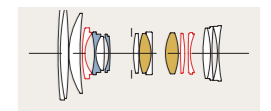
Smart and nimble. The new standard mirrorless zoom.

The SIGMA 28-70mm F2.8 DG DN | Contemporary redefines the standard zoom for mirrorless cameras by combining outstanding optical performance, an F2.8 constant aperture, and a lightweight and compact body. It is the smallest and lightest lens in its class*. Remaining true to the Contemporary line's core concept of maintaining an optimal balance between optical performance and lens size, this new optic delivers professional quality results in a body small enough to take on a casual outing. In addition, SIGMA's optical engineers introduced a new combination of coatings and structural elements that make this standard zoom well-equipped for use in a wide range of shooting environments. Likewise, the latest production and manufacturing techniques were employed to ensure exceptionally high build quality.

*As a standard zoom lens for full-frame mirrorless cameras with F2.8 brightness throughout the zoom range (Source: SIGMA, as of February 2021)



| ASP | FLD/SLD | IF |



- Lens construction: 12 groups, 16 elements
- Minimum focusing distance (W-T): 19-38cm (7.5-15.0in.)
- Magnification: 1:3.3(W)-1:4.6(T)
- Filter size: ø 67mm
- Mounts: L-Mount, Sony E-mount

100-400mm F5-6.3 DG DN OS

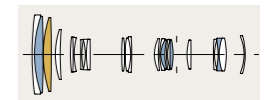
Hood (LH770-05), Protective Cover PT-31 supplied

A "Handy Tele Master"

The latest optical design technology ensures edge-to-edge high-resolution and high-contrast image quality throughout its entire focal range. The bokeh and compression effect only achieved by an ultra-telephoto lens provides a fresh perspective to ordinary scenes. Combined with the excellent mobility this lens will open up new ways to enjoy ultra-telephoto photography, as well as its possibilities, from everyday snapshots to field photography. Whether you are currently considering trying a telephoto lens or already are a telephoto lens connoisseur, this is a "light and enjoyable ultra-telephoto zoom lens" that will provide a great value and a variety of styles to your shooting experience.



| FLD/SLD | OS | IF | CONV |



- Lens construction: 16 groups, 22 elements
- Minimum focusing distance: 112cm-160cm / 44.1- 63.0in.
- Magnification: 1:4.1
- Filter size: ø 67mm
- Mounts: L-Mount, Sony E-mount

24mm F2 DG DN

Magnetic metal lens cap FRONT CAP (LCF62-01M), Hood (LH656-02) supplied

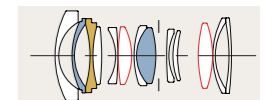
See the bigger picture

The 24mm F2 DG DN | Contemporary offers superb optical performance, a bright F2 aperture, an all-metal build and a manual aperture ring. The lens's advanced optical design produces sharp, high-contrast results from the center of the frame to the far corners, and together with its F2 aperture and wide angle-of-view it's an excellent choice for night sky photography, events and interiors. Owing to its compact size the lens can be carried around effortlessly, which makes it perfect for day-to-day use. The high quality, all-metal construction, which is found on all of SIGMA's I series models, makes the experience of owning and operating this lens extremely satisfying.

I series



| ASP | FLD/SLD | IF |



- Lens construction: 11 groups, 13 elements
- Minimum focusing distance: 24.5cm (9.7in.)
- Magnification: 1:6.7
- Filter size: ø 62mm
- Mounts: L-Mount, Sony E-mount

24mm F3.5 DG DN

Magnetic metal lens cap FRONT CAP (LCF55-01M), Hood (LH576-01) supplied

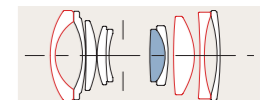
The ultimate portable, wide-angle mirrorless prime

The all-new 24mm F3.5 DG DN | Contemporary offers a very compact design similar to that of the 45mm F2.8 DG DN | Contemporary. Despite its small size, there is no compromise on performance – it is capable of capturing the finest details as required when shooting on high resolution full-frame cameras. With a very short minimum focus distance of around 10cm and a maximum reproduction ratio of 1:2, it enables photographers to shoot more freely, without worrying about the distance between the lens and the subject. The robust and stylish I series lens body finish brings a more satisfying shooting experience. The 24mm F3.5 DG DN | Contemporary is a versatile prime that will become an extension of your creative vision.

I series



| ASP | SLD | IF |



- Lens construction: 8 groups, 10 elements
- Minimum focusing distance: 10.8cm (4.3in.)
- Magnification: 1:2
- Filter size: ø 55mm
- Mounts: L-Mount, Sony E-mount

35mm F2 DG DN

Magnetic metal lens cap FRONT CAP (LCF58-01M), Hood (LH636-01) supplied

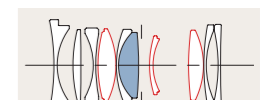
A classic reimagined

The 35mm F2 DG DN | Contemporary, a classic wide standard prime which photographers would not want to compromise on, comes with a maximum aperture of F2, and offers both compactness and high optical performance. Its modest size and weight make it portable enough to be carried around in a small kitbag for day-to-day shooting, but owing to its outstanding optical quality, wide aperture, and the high quality constructed body which is guaranteed for the I series, it is equally comfortable being used for professional photo such as night sky photography and video works. This all-new wide standard lens is designed for photographers who value the experience of taking a picture just as much as the quality of the results.

I series



| ASP | SLD | IF |



- Lens construction: 9 groups, 10 elements
- Minimum focusing distance: 27cm (10.6in.)
- Magnification: 1:5.7
- Filter size: ø 58mm
- Mounts: L-Mount, Sony E-mount

*Illustrations of lens configurations are color-coded as follows: ○ Aspherical lens, ● SLD glass, ● ELD glass, ● FLD glass.

C Contemporary

DG DN LENSES

Lens exclusively for mirrorless interchangeable lens cameras with full-frame sensors

I series

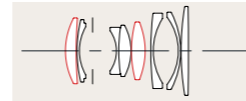


45mm F2.8 DG DN

Hood (LH577-01) supplied

An enjoyable prime lens your camera can hardly part with

Designed to work in combination with smaller, full-frame mirrorless cameras, this standard lens pursues easy operation as a regular prime lens by balancing its easy-to-carry size and high optical performance, thereby embodying the Contemporary line's concept of "pursuing optimum balance". Because this lens is intended for everyday use, particular attention has been given to build quality and operation. The lens barrel incorporates metal as the main material to achieve improved durability.



- Lens construction: 7 groups, 8 elements
- Minimum focusing distance: 24cm (9.4in.)
- Magnification: 1:4
- Filter size: ø 55mm
- Mounts: L-Mount, Sony E-mount

| ASP | IF |

I series

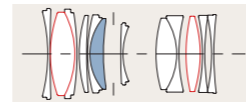


65mm F2 DG DN

Magnetic metal lens cap FRONT CAP (LCF62-01M), Hood (LH656-01) supplied

An extension of your creative vision

Long supported among photography lovers and even used for shooting films, a 65mm lens allows a slightly more compressed perspective than standard lenses, opening up a variety of creative approaches for both photography and film-making. The ultra-sharp 65mm F2 DG DN | Contemporary can capture extremely fine detail even wide open at its maximum aperture of F2, and produces large and round bokeh. Furthermore, its all-metal body, which is a feature across all I series lenses, and the design with great care paid on the touch and even how delightful the sound made during operation is will make the lens a joy to use and own.



- Lens construction: 9 groups, 12 elements
- Minimum focusing distance: 55cm (21.7in.)
- Magnification: 1:6.8
- Filter size: ø 62mm
- Mounts: L-Mount, Sony E-mount

| ASP | SLD | IF |

I series

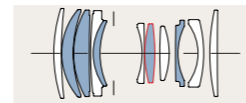


90mm F2.8 DG DN

Magnetic metal lens cap FRONT CAP (LCF55-01M), Hood (LH576-02) supplied

Capture every inspiring moment

The 90mm F2.8 DG DN | Contemporary offers superb optical performance, a bright F2.8 aperture, an all-metal build and a manual aperture ring. With its versatile mid-telephoto focal length, the lens is the longest I series lens yet, but remains remarkably compact and light so that it is ideal for day-to-day use. It is fully-optimized for mirrorless systems with ultra-fast and accurate AF performance, and it boasts outstanding optical capabilities. The rich, smooth bokeh makes for attractive backgrounds, which is perfect for portraits, and the minimum focusing distance of 50cm allows photographers to get closer to their subject. This high-quality, everyday lens is able to bring scenes to life with its beautiful rendering and ultra-sharp optics, all in a portable, robust and tactile lens body.



- Lens construction: 10 groups, 11 elements
- Minimum focusing distance: 50cm (19.7in.)
- Magnification: 1:5
- Filter size: ø 55mm
- Mounts: L-Mount, Sony E-mount

| ASP | SLD | IF |

S Sports

DG DN LENSES

Lens exclusively for mirrorless interchangeable lens cameras with full-frame sensors



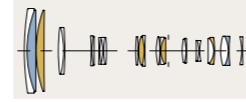
150-600mm F5-6.3 DG DN OS

Case, Cover Hood (LH1034-01), Cover Lens Cap (LC-747E), Shoulder Strap, Tripod Socket (TS-121) supplied

Capture the magic through your finder

The 150-600mm F5-6.3 DG DN OS | Sports offers outstanding levels of performance, functionality, and build quality required for ultra-telephoto shooting in the most demanding situations. Image quality is exceptional, with ultra-high-performance glass capable of delivering ultra-sharp results even on the highest resolution cameras. The lens displays beautiful bokeh throughout its zoom range, and optical aberrations are kept well under control. It can be used with SIGMA's 1.4x and 2x L-Mount teleconverters, with AF effective up to 1200mm. Fast and accurate autofocus owing to an AF unit equipped with a high-precision magnetic sensor, combined with an OS (Optical Stabilizer) function effective to approximately 4 stops* of image stabilization makes this a highly responsive lens that can handle even the most challenging subjects. It has a Dual Action Zoom system that includes straight and ring zoom, a dust and splash resistant structure, and customizable switches helping photographers and filmmakers adapt quickly and easily to virtually any shooting environment.

* Based on CIPA guidelines (measured in 600mm with a 35mm full-size image sensor)



- Lens construction: 15 groups, 25 elements
- Minimum focusing distance (W-T): 58-280cm (22.8-110.2in.)
- Magnification: 1:2.9 (180mm)
- Filter size: ø 95mm
- Mounts: L-Mount, Sony E-mount

| FLD/SLD | OS | IF | CONV |

*The angle of view depends on camera model. *Illustrations of lens configurations are color-coded as follows: ○ Aspherical lens, ● SLD glass, ● ELD glass, ● FLD glass.

14mm F1.8 DG HSM

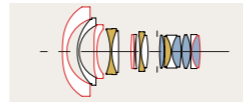
Case and cover lens cap (LC954-01) supplied

Introducing F1.8 ultra-wide-angle lens

This is the true high-speed ultra-wide-angle lens for which so many photographers have been waiting. Serving as the front lens element, the large Ø80mm precision-molded glass aspherical lens delivers 14mm ultra-wide-angle and F1.8 brightness: a new dimension of visual experience. Three FLD ("F" Low Dispersion) glass elements and four SLD (Super Low Dispersion) glass elements offer outstanding image quality from the center to the edges. By leveraging not only its fast shutter speed, but its extreme angle of view as well as the dramatic perspective this creates, and the extremely shallow depth of field that comes from F1.8 brightness, this lens can capture a beautiful bokeh effect, and offers outstanding control of light streaking.



| ASP | FLD/SLD | HSM | IF |



- Lens construction: 11 groups, 16 elements
- Minimum focusing distance: 27cm (10.6in.)
- Magnification: 1:9.8
- Mounts: L-Mount, Sony E-mount

20mm F1.4 DG HSM

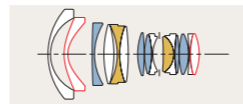
Case and cover lens cap (LC907-01) supplied

F1.4 ultra-wide-angle lens for full-frame

With a focal length of 20mm and F1.4 aperture, this lens delivers outstanding large-aperture brightness and bokeh, delivering unprecedented visual experiences. Allowing the photographer to leverage the perspective provided by the wide angle and the shallow depth of field provided by the large aperture, this lens is ideal not only for such subjects as landscapes and starry skies, but also for snapshots in low light, indoor photography, portraits with a natural bokeh effect, and much more.



| ASP | FLD/SLD | HSM | IF |



- Lens construction: 11 groups, 15 elements
- Minimum focusing distance: 27.6cm (10.9in.)
- Magnification: 1:7.1
- Mounts: L-Mount, Sony E-mount

24mm F1.4 DG HSM

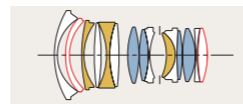
Case and hood (LH830-03) supplied

F1.4 large-diameter wide-angle lens with best-in-class optical performance

This lens is the culmination of our experience designing wide-angle lenses, our design know-how nurtured through crafting the lenses in our Art line, and all of our manufacturing expertise. The result is high-resolution, outstanding image quality from the center of the image to the edges. While delivering high resolution of the part of the subject that is in focus, this lens also offers an attractive bokeh effect. FLD and SLD glass elements minimize transverse chromatic aberration, which can be most noticeable at the edges of an image. Optimized lens power distribution helps minimize axial chromatic aberration as well.



| ASP | FLD/SLD | HSM | IF |



- Lens construction: 11 groups, 15 elements
- Minimum focusing distance: 25cm (9.8in.)
- Magnification: 1:5.3
- Filter size: ø 77mm
- Mounts: L-Mount, Sony E-mount

28mm F1.4 DG HSM

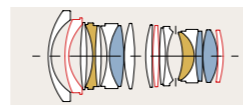
Case and hood (LH828-01) supplied

The most-anticipated lens for wide-angle prime enthusiasts, now available from SIGMA's Art line

28mm angle of view used to be a representative wide-angle in the era of film cameras, and attracts many fans even today. To accommodate the request from many photographers who expressed the strong interest in using the familiar 28mm with Art line quality, SIGMA produces the SIGMA 28mm F1.4 DG HSM | Art, based on the know-how gained through development of the Art F1.4 prime lens lineup released so far. This newest traditional wide-angle lens, advantaged by the latest design and materials, as well as the processing technologies, is now available from SIGMA's Art line.



| ASP | FLD/SLD | HSM | RF |



- Lens construction: 12 groups, 17 elements
- Minimum focusing distance: 28cm (11in.)
- Magnification: 1:5.4
- Filter size: ø 77mm
- Mounts: L-Mount, Sony E-mount

40mm F1.4 DG HSM

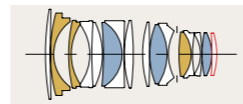
Case and hood (LH878-01) supplied

Exceptional quality is the natural instinct of creators. An evolution of the Art line is driven by this desire

The SIGMA 40mm F1.4 DG HSM | Art is SIGMA's first lens developed originally to live up to the sought-after angle of view and performance standard for a cine lens. This lens effectively arranges three FLD ("F" Low Dispersion) glass elements and three SLD (Special Low Dispersion) glass elements to correct axial chromatic aberration and magnification chromatic aberration to the limit. A sharp image is formed on the focal plane with the maximum aperture and contrast with the soft bokeh in the out of focus area highlights the solidity of a subject. With a distortion of 1% or below and a sagittal coma flare corrected to the limit, it demonstrates a consistent optical characteristic over the entire sensor. This is the ultimate large-diameter standard lens that has both 8K-compatible resolution and beautiful bokeh.



| ASP | FLD/SLD | HSM | IF |



- Lens construction: 12 groups, 16 elements
- Minimum focusing distance: 40cm (15.7in.)
- Magnification: 1:6.5
- Filter size: ø 82mm
- Mounts: L-Mount, Sony E-mount

*Illustrations of lens configurations are color-coded as follows: ○ Aspherical lens, ● SLD glass, ● ELD glass, ● FLD glass.

50mm F1.4 DG HSM

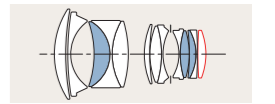
Case and hood (LH830-02) supplied

A large-aperture standard lens that delivers high resolution plus outstanding bokeh

While maximizing resolution at the area in focus, this lens offers a silky-smooth bokeh effect to the front and rear. To achieve exceptionally crisp resolution, we have minimized sagittal coma flare, chromatic aberration, and every other type of optical aberration that affects image quality. The result is minute detail without bleeding or streaking, even at wide-open aperture. Moreover, we have also minimized both vignetting and color streaking to the front and rear of the area in focus, thereby establishing a bokeh effect that is natural and aesthetically pleasing.



| ASP | SLD | HSM | IF |



- Lens construction: 8 groups, 13 elements
- Minimum focusing distance: 40cm (15.7in.)
- Magnification: 1:5.6
- Filter size: ø 77mm
- Mounts: L-Mount, Sony E-mount

105mm F1.4 DG HSM

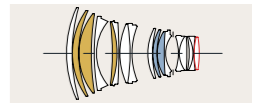
Case, hood (LH1113-01), tripod socket (TS-111) and protective cover (PT-21) supplied

"BOKEH-MASTER" Designed with great care to ensure that both the in-focus and out-of-focus areas

In order to combine outstanding wide-aperture, mid-telephoto performance with F1.4 brightness, this lens incorporates 17 optical elements in 12 groups an unusually large number of elements for a prime lens. By including three FLD glass elements, two SLD glass elements, and one aspherical lens element, the optical system minimizes axial chromatic aberration to achieve remarkable resolution with a beautifully smooth bokeh effect.



| ASP | FLD/SLD | HSM | RF |



- Lens construction: 12 groups, 17 elements
- Minimum focusing distance: 100cm (39.4in.)
- Magnification: 1:8.3
- Filter size: ø 105mm
- Mounts: L-Mount, Sony E-mount

135mm F1.8 DG HSM

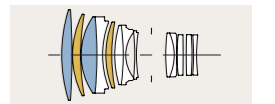
Case and hood (LH880-03) supplied

Introducing the ultimate 135mm telephoto featuring top-level performance

Designed with absolutely no compromises, this is the new standard in 135mm telephoto lenses offering the outstanding resolution required for 50MP or higher ultra-high-megapixel digital cameras. Featuring two SLD (Super Low Dispersion) glass elements and two FLD ("F" Low Dispersion) glass elements, the axial chromatic aberrations are minimized. Rethinking every aspect of the lens, SIGMA has ensured outstanding image quality all the way to the edges no matter what the distance from the subject.



| FLD/SLD | HSM | IF |



- Lens construction: 10 groups, 13 elements
- Minimum focusing distance: 87.5cm (34.4in.)
- Magnification: 1:5
- Filter size: ø 82mm
- Mounts: L-Mount, Sony E-mount

70mm F2.8 DG MACRO

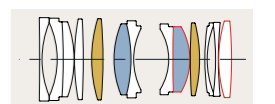
Case and hood (LH708-01) supplied

Razor-sharp macro lens updated with outstanding Art line quality

In order to realize top-level performance at every shooting distance, the lens features an extending, floating, two-group focus mechanism. This configuration minimizes aberration to produce optimal results at any focus distance. To minimize axial chromatic aberration, the optical system incorporates two FLD glass elements, two SLD glass elements, and one element with a high rate of anomalous partial dispersion and a high index of refraction. In addition, two aspherical lens elements help increase resolution at close shooting distances. This optical system makes possible a razor-sharp in-focus area contrasted with a bokeh area free of color streaking.



| ASP | FLD/SLD |



- Lens construction: 10 groups, 13 elements
- Minimum focusing distance: 25.8cm (10.2in.)
- Magnification: 1:1
- Filter size: ø 49mm
- Mounts: L-Mount, Sony E-mount

*Illustrations of lens configurations are color-coded as follows: ○ Aspherical lens, ● SLD glass, ● ELD glass, ● FLD glass.



18-35mm F1.8 DC HSM

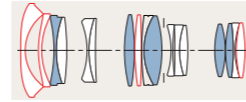
Case and hood (LH780-06) supplied

F1.8 brightness throughout the zoom range—large-aperture standard zoom lens for APS-C format cameras

SIGMA 18-35mm F1.8 DC HSM is the first zoom lens ever to achieve a maximum aperture of F1.8 throughout the zoom range.* It is a wide-aperture, APS-C standard zoom-lens which has a focal range equivalent to 27-52.5mm in a 35mm format, and it can cover the angles of view of multiple fixed-focal length lenses. This wide-aperture, standard zoom lens enables the photographer to expand creative possibilities on any occasion.

*Among interchangeable lenses for DSLR cameras (SIGMA research as of April, 2013).

| ASP | SLD | HSM | IF |



- Lens construction: 12 groups, 17 elements
- Minimum focusing distance: 28cm (11.0in.)
- Magnification: 1:4.3
- Filter size: ø 72mm
- Mounts: SIGMA SA, Nikon F, Canon EF

50-100mm F1.8 DC HSM

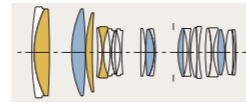
Case and hood (LH880-02) supplied
Lens is equipped with fixed tripod socket

APS-C format a large-diameter mid-range telephoto zoom lens offering a large F1.8 aperture throughout the zoom range

This lens offers a constant F1.8 aperture value throughout the zoom range and covers the focal lengths from 85mm to 135mm in one package. By including one or more low-dispersion element in every element group, this lens ensures outstanding image quality throughout the zoom and focus range. Thanks to SIGMA's inner focus and inner zoom technologies, adjusting the focus and zoom rings does not change the length of the lens, and turning the zoom ring is not prone to cause focus shift. This lens is also suitable for movie shooting.



| FLD/SLD | HSM | IF |



- Lens construction: 15 groups, 21 elements
- Minimum focusing distance: 95cm (37.4in.)
- Magnification: 1:6.7
- Filter size: ø 82mm
- Mounts: SIGMA SA, Nikon F, Canon EF

30mm F1.4 DC HSM

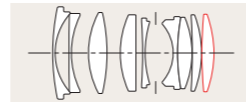
Case and hood (LH686-01) supplied

Ideal for artistic shots—large-aperture standard lens with F1.4 brightness

This large-aperture standard lens with an angle of view equivalent to 45mm on a 35mm camera is a superb go-to for artistic photography on an APS-C format DSLR camera. Offering a bright F1.4 aperture and an angle of view extremely close to that of human vision, this lens is ideal for many different types of photographic expression. Featuring an advanced design and the latest manufacturing technologies, this lens delivers highest-level image quality worthy of the Art line. The photographer can leverage the shallow depth of field for a beautiful bokeh effect in snapshots, portraits, landscapes, and many other types of photography.



| ASP | HSM | RF |



- Lens construction: 8 groups, 9 elements
- Minimum focusing distance: 30cm (11.8in.)
- Magnification: 1:6.8
- Filter size: ø 62mm
- Mounts: SIGMA SA, Nikon F, Canon EF



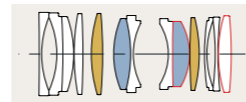
70mm F2.8 DG MACRO

Case and hood (LH708-01) supplied

Razor-sharp macro lens updated with outstanding Art line quality

In order to realize top-level performance at every shooting distance, the lens features an extending, floating, two-group focus mechanism. This configuration minimizes aberration to produce optimal results at any focus distance. To minimize axial chromatic aberration, the optical system incorporates two FLD glass elements, two SLD glass elements, and one element with a high rate of anomalous partial dispersion and a high index of refraction. In addition, two aspherical lens elements help increase resolution at close shooting distances. This optical system makes possible a razor-sharp in-focus area contrasted with a bokeh area free of color streaking.

| ASP | FLD/SLD | CONV |



- Lens construction: 10 groups, 13 elements
- Minimum focusing distance: 25.8cm (10.2in.)
- Magnification: 1:1
- Filter size: ø 49mm
- Mounts: SIGMA SA, Canon EF

*The angle of view depends on camera model. *Illustrations of lens configurations are color-coded as follows: ○ Aspherical lens, ● SLD glass, ● ELD glass, ● FLD glass.



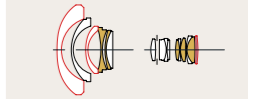
12-24mm F4 DG HSM

Case and cover lens cap (LC1020-01) supplied

Top 12mm ultra-wide-angle performance—welcome to the world of zero distortion

When it comes to ultra-wide-angle lenses, photographers require outstanding image quality from the center of the image to the edges without any distortion. Such performance is particularly valuable in architectural photography. The new SIGMA 12-24mm F4 DG HSM | Art leverages SIGMA's accumulated expertise in the processing and manufacture of aspherical lenses and incorporates multiple aspherical lenses produced with precision glass molding. The lens also features lens elements made with FLD ("F" Low Dispersion) glass, which is equivalent to fluorite in performance, and an optimized power distribution. Together, these features help minimize distortion, transverse chromatic aberration, and coma flare. As a result, image quality is outstanding across the image, all the way to the edges.

| ASP | FLD/SLD | HSM | IF |



- Lens construction: 11 groups, 16 elements
- Minimum focusing distance (W-T): 25.8-24cm/10.2-9.4in.
- Magnification: 1:4.9
- Mounts: SIGMA SA, Nikon F, Canon EF



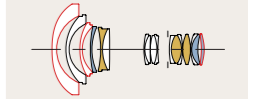
14-24mm F2.8 DG HSM

Case and cover lens cap (LC964-01) supplied

**Zero distortion
The ultimate 14-24mm wide-aperture zoom lens**

While minimizing distortion, this lens offers outstanding F2.8 brightness throughout the zoom range and delivers top-level image quality at every focal length and every shooting distance. For these reasons, it is the definitive wide-aperture ultra-wide-angle zoom lens. Professional specifications featuring dust- and splash-proof structure like SIGMA's Sports line lenses, the 14-24mm F2.8 DG HSM | Art features a highly effective dust- and splash-proof structure with special sealing at the mount connection, manual focus ring, zoom ring, and cover connection, allowing photographers to work in all types of weather.

| ASP | FLD/SLD | HSM | IF |



- Lens construction: 11 groups, 17 elements
- Minimum focusing distance (W-T): 28-26cm/11.0in.-10.2in.
- Magnification: 1:5.4
- Mounts: SIGMA SA, Nikon F, Canon EF



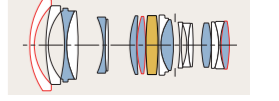
24-35mm F2 DG HSM

Case and hood (LH876-03) supplied

Incredible performance overturns the conventional perception of a zoom lens

A zoom lens that offers the same brightness and resolution as a fixed focal length lens. Realizing this concept of outstanding optical performance is SIGMA's new zoom lens for 35mm full-frame sensors. It allows photographers to carry one lens to do the work of three fixed focal length lenses, a 24mm, 28mm and 35mm – with F2 brightness and top optical performance. One package delivers flexible functionality and convenience.

| ASP | FLD/SLD | HSM | IF |



- Lens construction: 13 groups, 18 elements
- Minimum focusing distance: 28cm(11.0in.)
- Magnification: 1:4.4
- Filter size: ø 82mm
- Mounts: SIGMA SA, Nikon F, Canon EF



24-70mm F2.8 DG OS HSM

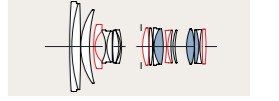
Case and hood (LH876-04) supplied

The definitive large-diameter zoom lens for any shoot

SIGMA has ensured that this new lens fulfills a challenging feat in optical design: incorporating optical stabilizer functionality in a large-diameter standard zoom. Three SLD glass lens elements and four aspherical lens elements help minimize optical aberrations to fulfill the uncompromising image quality standard of the Art line. Furthermore, the OS functionality, newly designed HSM, lens barrel designed for high rigidity, mount with dust- and splash-proof design* delivers the performance and functionality that help pros succeed in many other fields of photography.

*Except for SIGMA mount.

| ASP | SLD | OS | HSM | IF |



- Lens construction: 14 groups, 19 elements
- Minimum focusing distance: 37cm(14.6in.)
- Magnification: 1:4.8
- Filter size: ø 82mm
- Mounts: SIGMA SA, Nikon F, Canon EF



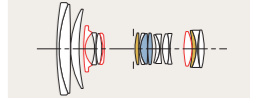
24-105mm F4 DG OS HSM

Case and hood (LH876-02) supplied

From wide-angle to medium telephoto—new standard zoom lens combining high image quality with convenience

When shooting nature or travel scenes, photographers need a high zoom ratio combined with excellent handling to capture all the subjects they encounter. This new standard zoom lens covers the most commonly used zoom range, from wide-angle to medium telephoto, combining high and stable image quality with outstanding convenience. It also takes usability to the next level, offering F4 brightness throughout the zoom range, OS (Optical Stabilizer) functionality, and an HSM (hypersonic motor).

| ASP | FLD/SLD | OS | HSM | IF |



- Lens construction: 14 groups, 19 elements
- Minimum focusing distance: 45cm(17.7in.)
- Magnification: 1:4.6
- Filter size: ø 82mm
- Mounts: SIGMA SA, Nikon F, Canon EF

*Illustrations of lens configurations are color-coded as follows: ○ Aspherical lens, ● SLD glass, ● ELD glass, ● FLD glass.



14mm F1.8 DG HSM

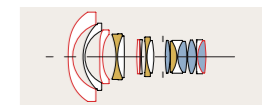
Case and cover lens cap (LC954-01) supplied

Introducing the world's first and only* F1.8 ultra-wide-angle lens

This is the true high-speed ultra-wide-angle lens for which so many photographers have been waiting. Serving as the front lens element, the large Ø80mm precision-molded glass aspherical lens delivers 14mm ultra-wide-angle and F1.8 brightness: a new dimension of visual experience. Three FLD ("F" Low Dispersion) glass elements and four SLD (Super Low Dispersion) glass elements offer outstanding image quality from the center to the edges. By leveraging not only its fast shutter speed, but its extreme angle of view as well as the dramatic perspective this creates, and the extremely shallow depth of field that comes from F1.8 brightness, this lens can capture a beautiful bokeh effect, and offers outstanding control of light streaking.

*Among interchangeable lenses for digital SLRs (SIGMA research as of February, 2017).

| ASP | FLD/SLD | HSM | IF |



- Lens construction: 11 groups, 16 elements
- Minimum focusing distance: 27cm (10.6in.)
- Magnification: 1:9.8
- Mounts: SIGMA SA, Nikon F, Canon EF



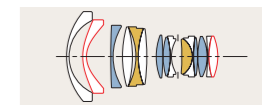
20mm F1.4 DG HSM

Case and cover lens cap (LC907-01) supplied

F1.4 ultra-wide-angle lens for full-frame

With a focal length of 20mm and F1.4 aperture, this lens delivers outstanding large-aperture brightness and bokeh, delivering unprecedented visual experiences. Allowing the photographer to leverage the perspective provided by the wide angle and the shallow depth of field provided by the large aperture, this lens is ideal not only for such subjects as landscapes and starry skies, but also for snapshots in low light, indoor photography, portraits with a natural bokeh effect, and much more.

| ASP | FLD/SLD | HSM | IF |



- Lens construction: 11 groups, 15 elements
- Minimum focusing distance: 27.6cm (10.9in.)
- Magnification: 1:7.1
- Mounts: SIGMA SA, Nikon F, Canon EF



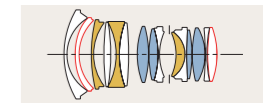
24mm F1.4 DG HSM

Case and hood (LH830-03) supplied

F1.4 large-diameter wide-angle lens with best-in-class optical performance

This lens is the culmination of our experience designing wide-angle lenses, our design know-how nurtured through crafting the lenses in our Art line, and all of our manufacturing expertise. The result is high-resolution, outstanding image quality from the center of the image to the edges. While delivering high resolution of the part of the subject that is in focus, this lens also offers an attractive bokeh effect. FLD and SLD glass elements minimize transverse chromatic aberration, which can be most noticeable at the edges of an image. Optimized lens power distribution helps minimize axial chromatic aberration as well.

| ASP | FLD/SLD | HSM | IF |



- Lens construction: 11 groups, 15 elements
- Minimum focusing distance: 25cm (9.8in.)
- Magnification: 1:5.3
- Filter size: ø 77mm
- Mounts: SIGMA SA, Nikon F, Canon EF



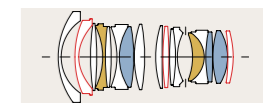
28mm F1.4 DG HSM

Case and hood (LH828-01) supplied

The most-anticipated lens for wide-angle prime enthusiasts, now available from SIGMA's Art line

28mm angle of view used to be a representative wide-angle in the era of film cameras, and attracts many fans even today. To accommodate the request from many photographers who expressed the strong interest in using the familiar 28mm with Art line quality, SIGMA produces the SIGMA 28mm F1.4 DG HSM | Art, based on the know-how gained through development of the Art F1.4 prime lens lineup released so far. This newest traditional wide-angle lens, advantaged by the latest design and materials, as well as the processing technologies, is now available from SIGMA's Art line.

| ASP | FLD/SLD | HSM | RF |



- Lens construction: 12 groups, 17 elements
- Minimum focusing distance: 28cm (11.0in.)
- Magnification: 1:5.4
- Filter size: ø 77mm
- Mounts: SIGMA SA, Nikon F, Canon EF



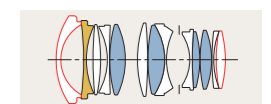
35mm F1.4 DG HSM

Case and hood (LH730-03) supplied

The first of the SIGMA Art line pursues optical performance

With unsurpassed expressive performance, this large-aperture lens offers a bright F-number of F1.4 in wide-angle photography and beautiful bokeh effects. Coma of point light sources is minimized, making this lens an excellent choice for photographing illumination. The aspheric lens at the front of the lens series helps minimize both distortion and vignetting. The viewfinder image is bright from the center to the edges, and the rounded diaphragm produces an attractive round bokeh effect at large-aperture settings.

| ASP | FLD/SLD | HSM | IF |



- Lens construction: 11 groups, 13 elements
- Minimum focusing distance: 30cm (11.8in.)
- Magnification: 1:5.2
- Filter size: ø 67mm
- Mounts: SIGMA SA, Nikon F, Pentax, Canon EF



*Illustrations of lens configurations are color-coded as follows: ○ Aspherical lens, ● SLD glass, ● ELD glass, ● FLD glass.



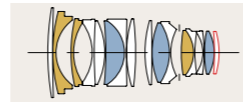
40mm F1.4 DG HSM

Case and hood (LH878-01) supplied

Exceptional quality is the natural instinct of creators. An evolution of the Art line is driven by this desire

The SIGMA 40mm F1.4 DG HSM | Art is SIGMA's first lens developed originally to live up to the sought-after angle of view and performance standard for a cine lens. This lens effectively arranges three FLD ("F" Low Dispersion) glass elements and three SLD (Special Low Dispersion) glass elements to correct axial chromatic aberration and magnification chromatic aberration to the limit. A sharp image is formed on the focal plane with the maximum aperture and contrast with the soft bokeh in the out of focus area highlights the solidity of a subject. With a distortion of 1% or below and a sagittal coma flare corrected to the limit, it demonstrates a consistent optical characteristic over the entire sensor. This is the ultimate large-diameter standard lens that has both 8K-compatible resolution and beautiful bokeh.

| ASP | FLD/SLD | HSM | IF |



- Lens construction: 12 groups, 16 elements
- Minimum focusing distance: 40cm (15.7in.)
- Magnification: 1:6.5
- Filter size: ø 82mm
- Mounts: SIGMA SA, Nikon F, Canon EF



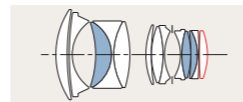
50mm F1.4 DG HSM

Case and hood (LH830-02) supplied

A large-aperture standard lens that delivers high resolution plus outstanding bokeh

While maximizing resolution at the area in focus, this lens offers a silky-smooth bokeh effect to the front and rear. To achieve exceptionally crisp resolution, we have minimized sagittal coma flare, chromatic aberration, and every other type of optical aberration that affects image quality. The result is minute detail without bleeding or streaking, even at wide-open aperture. Moreover, we have also minimized both vignetting and color streaking to the front and rear of the area in focus, thereby establishing a bokeh effect that is natural and aesthetically pleasing.

| ASP | SLD | HSM | IF |



- Lens construction: 8 groups, 13 elements
- Minimum focusing distance: 40cm (15.7in.)
- Magnification: 1:5.6
- Filter size: ø 77mm
- Mounts: SIGMA SA, Nikon F, Canon EF



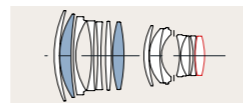
85mm F1.4 DG HSM

Case and hood (LH927-02) supplied

Peak 85mm F1.4 performance. Introducing the ultimate lens for portraits

Portrait photographers demand the attractive bokeh effect that large-diameter lenses offer, as well as outstanding resolution. Fulfilling the exacting standards of the Art line, the SIGMA 85mm F1.4 DG HSM | Art delivers both of these elements at the highest level. The SIGMA 85mm F1.4 DG HSM | Art incorporates 14 lens elements in 12 groups, a remarkable structure that helps the lens deliver ultra-high-resolution. This lens is therefore an excellent match for full-frame digital cameras offering 50-megapixel or higher resolution.

| ASP | SLD | HSM | RF |



- Lens construction: 12 groups, 14 elements
- Minimum focusing distance: 85cm (33.5 in.)
- Magnification: 1:8.5
- Filter size: ø 86mm
- Mounts: SIGMA SA, Nikon F, Canon EF



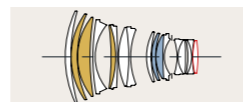
105mm F1.4 DG HSM

Case, hood (LH1113-01), tripod socket (TS-111) and protective cover (PT-21) supplied

"BOKEH-MASTER" Designed with great care to ensure that both the in-focus and out-of-focus areas

In order to combine outstanding wide-aperture, mid-telephoto performance with F1.4 brightness, this lens incorporates 17 optical elements in 12 groups—an unusually large number of elements for a prime lens. By including three FLD glass elements, two SLD glass elements, and one aspherical lens element, the optical system minimizes axial chromatic aberration to achieve remarkable resolution with a beautifully smooth bokeh effect.

| ASP | FLD/SLD | HSM | RF |



- Lens construction: 12 groups, 17 elements
- Minimum focusing distance: 100cm (39.4 in.)
- Magnification: 1:8.3
- Filter size: ø 105mm
- Mounts: SIGMA SA, Nikon F, Canon EF



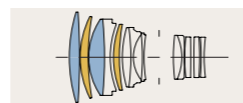
135mm F1.8 DG HSM

Case and hood (LH880-03) supplied

Introducing the ultimate 135mm telephoto featuring top-level performance

Designed with absolutely no compromises, this is the new standard in 135mm telephoto lenses offering the outstanding resolution required for 50MP or higher ultra-high-megapixel digital cameras. Featuring two SLD (Super Low Dispersion) glass elements and two FLD ("F" Low Dispersion) glass elements, the axial chromatic aberrations are minimized. Rethinking every aspect of the lens, SIGMA has ensured outstanding image quality all the way to the edges no matter what the distance from the subject.

| FLD/SLD | HSM | IF |



- Lens construction: 10 groups, 13 elements
- Minimum focusing distance: 87.5cm (34.4 in.)
- Magnification: 1:5
- Filter size: ø 82mm
- Mounts: SIGMA SA, Nikon F, Canon EF



17-70mm F2.8-4 DC MACRO OS HSM

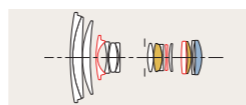
| ASP | FLD/SLD | OS | HSM | IF |



Hood (LH780-03) supplied

High-performance and compact—large-aperture APS-C format standard zoom lens

Covering the standard zoom range, this lens has a focal range equivalent to 25.5-105mm on a 35mm lens. Thanks to SIGMA's latest technologies, it's exceptionally lightweight and 30% more compact by volume than previous lenses of its type. Its low F-number equips photographers to shoot subjects at extremely close range. A complement to uncompromising optical performance, functionality, quality, and elegance, the compact size of the lens makes it ideal for everyday use.



- Lens construction: 14 groups, 16 elements
- Minimum focusing distance: 22cm (8.7in.)
- Magnification: 1:2.8
- Filter size: ø 72mm
- Mounts: SIGMA SA, Nikon F, Canon EF

18-200mm F3.5-6.3 DC MACRO OS HSM / DC MACRO HSM

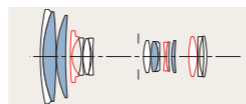
| ASP | SLD | OS* | HSM | IF |



Hood (LH676-01) supplied

Definitive all-in-one ultra-compact superzoom lens Ultra-compact, all-in-one lens

Aiming to create the ideal everyday lens, we designed this lens to be as compact as possible. Using double aspheric lens elements and making the motor even more compact, in total volume than its predecessor. In fact, this lens is as compact and lightweight as a typical kit lens. You can easily change the angle of view to enjoy wide-angle, telephoto, and macro capabilities. In addition, the OS function makes this lens a highly convenient choice for handheld close-ups, interior shots, and nighttime scenes.



- Lens construction: 13 groups, 16 elements
- Minimum focusing distance: 39cm (15.4in.)
- Magnification: 1:3
- Filter size: ø 62mm
- Mounts: 18-200mm F3.5-6.3 DC MACRO OS HSM for SIGMA SA, 18-200mm F3.5-6.3 DC MACRO HSM for Sony A-mount

18-300mm F3.5-6.3 DC MACRO OS HSM

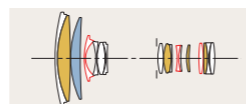
| ASP | FLD/SLD | OS | HSM | IF |



Hood (LH780-07) supplied

16.6x high-zoom ratio lens featuring four FLD elements for outstanding optical performance

This lens features an ideal harmony specification, performance, and compactness. From wide angle to telephoto to macro, it delivers outstanding image quality throughout the zoom range. This lens features FLD glass elements, and SLD glass element. Optimized power distribution minimizes transverse chromatic aberration. This lens offers outstanding image quality from the center of the image to the edges. Using a close up lens AML72-01 (sold separately) makes possible macro photography with a maximum magnification ratio of 1:2.



- Lens construction: 13 groups, 17 elements
- Minimum focusing distance: 39cm (15.4in.)
- Magnification: 1:3
- Filter size: ø 72mm
- Mounts: Nikon F, Canon EF

100-400mm F5-6.3 DG OS HSM

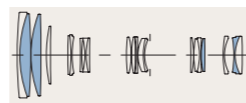
| SLD | OS | HSM | IF | CONV |



Hood (LH770-04) supplied

The light bazooka—a new approach to the ultra telephoto zoom

SIGMA has strived to push both compactness and high performance to the limit in designing this lens. By using four SLD (Special Low Dispersion) glass lens elements and taking special care to minimize transverse chromatic aberration, SIGMA has ensured outstanding image quality throughout the zoom range. Moreover, the new lens comes with the full range of features and functions expected of an ultra-telephoto zoom: optical stabilizer (OS), hypersonic motor (HSM) and more. Perfect for a wide range of photographic scenes, this new and greatly enhanced "light bazooka" ultra-telephoto zoom lens satisfies the needs of pros and amateurs alike.



- Lens construction: 15 groups, 21 elements
- Minimum focusing distance: 160cm (63in.)
- Magnification: 1:3.8
- Filter size: ø 67mm
- Mounts: SIGMA SA, Nikon F, Canon EF

150-600mm F5-6.3 DG OS HSM

| FLD/SLD | OS | HSM | IF | CONV |



Case, hood (LH1050-01), shoulder strap, tripod socket (TS-71), and protective cover (PT-11) supplied

A lightweight hyper-telephoto zoom lens from SIGMA's Sports line

This lens retains insofar as possible the basic characteristics of the Sports line lens of equivalent specification. Yet it is also designed to be extremely compact and lightweight, making it easy to carry and comfortable to use in handheld photography for hours at a time. With optical performance a main priority, this lens features one FLD ("F" Low Dispersion) glass element, which offers performance equal to that of fluorite, and three SLD (Special Low Dispersion) glass elements, while optimized power distribution minimizes transverse chromatic aberration. Since super telephoto zoom lenses are often carried in the field, the lens is dust and splash-proof, and the tripod mount is detachable. These and other features contribute to the exceptional usability of this lens.



- Lens construction: 14 groups, 20 elements
- Minimum focusing distance: 280cm (110.2in.)
- Magnification: 1:4.9
- Filter size: ø 95mm
- Mounts: SIGMA SA, Nikon F, Canon EF

*The angle of view depends on camera model. *Illustrations of lens configurations are color-coded as follows: ○ Aspherical lens, ● SLD glass, ● ELD glass, ● FLD glass.

60-600mm F4.5-6.3 DG OS HSM

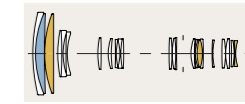
| FLD/SLD | OS | HSM | RF | CONV |



Case, hood (LH1144-01), cover lens cap (LC-740E), and shoulder strap supplied
Lens is equipped with fixed tripod socket (TS-101)

Innovative 10x high optical quality hyper-telephoto zoom

Covering from 60mm to 600m, the 10x hyper-telephoto zoom lens achieves the same high image quality as the SIGMA 150-600mm F5-6.3 DG OS HSM | Sports. Flat image quality can be created in the entire zoom range and screen, which turns over the conventional impression of high image quality at high ratio zoom shooting. The SIGMA 60-600mm F4.5-6.3 DG OS HSM | Sports also mounts the Intelligent OS* adopting the latest algorithm. The latest high-speed AF thanks to the HSM (Hyper Sonic Motor) captures instantaneous shutter chances. This lens marks the birth of a lens that is on another level from existing high ratio zoom lenses.



- Lens construction: 19 groups, 25 elements
- Minimum focusing distance (W-T): 60-260cm (23.6-102.4in.)
- Magnification: 1:3.3 (at 200mm)
- Filter size: ø 105mm
- Mounts: SIGMA SA, Nikon F, Canon EF

*In Mode 2, the movements of subjects can be captured without losing panning effects thanks to the image stabilization function even when the camera is moved horizontally, vertically, or diagonally—regardless of the position of the lens.

70-200mm F2.8 DG OS HSM

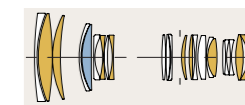
| FLD/SLD | OS | HSM | IF | CONV |



Case and hood (LH914-01). Lens is equipped with fixed tripod socket (TS-121)

The large-aperture telephoto zoom lens that meets the most stringent needs of professional photographers

The SIGMA 70-200mm F2.8 DG OS HSM | Sports has high optical quality, a tough design and excellent handling—all of the features required by professional photographers and high-end amateurs. Incorporating 10 exclusive low-dispersion glass elements, magnesium to make it both lightweight and tough, dust- and splash-proof structure, Intelligent OS adopting the latest algorithm to deliver an image stabilization effect, and the HSM (Hyper Sonic Motor) captures instantaneous photography movement.



- Lens construction: 22 groups, 24 elements
- Minimum focusing distance: 120cm (47.2in.)
- Magnification: 1:4.8 (at 200mm)
- Filter size: ø 82mm
- Mounts: SIGMA SA, Nikon F, Canon EF

120-300mm F2.8 DG OS HSM

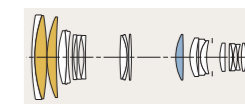
| FLD/SLD | OS | HSM | IF | CONV |



Case, hood (LH1220-01), shoulder strap, and tripod socket (TS-51) supplied

Extending the range of photographic expression—high-performance large-aperture telephoto zoom lens

This lens combines the highest levels of optical performance and photographic expression with equally fine functionality and usability. It embodies the concept of the Sports line, which features outstanding action-capture performance. Fully customizable, it allows photographers to create their own specification. It is an ideal choice for photographing sports events, animals and natural environments, airplanes, motorsports, and even portraits. It greatly empowers photographic expression, allowing photographers to capture those crucial shots.



- Lens construction: 18 groups, 23 elements
- Minimum focusing distance (W-T): 150-250cm (59.1-98.4in.)
- Magnification: 1:8.1 (at 200mm)
- Filter size: ø 105mm
- Mounts: SIGMA SA, Nikon F, Canon EF

150-600mm F5-6.3 DG OS HSM

| FLD/SLD | OS | HSM | RF | CONV |



Case, hood (LH1164-01), cover lens cap (LC-740E) and shoulder strap supplied
Lens is equipped with fixed tripod socket (TS-61)

Professional-use super telephoto zoom lens with the outstanding performance and quality worthy of our Sports line

This lens features incredible 600mm super telephoto capability, outstanding optical performance with minimized transverse chromatic aberration for clear image edges, and build quality that makes you proud to own and photograph with it. Super telephoto zoom lenses are often used in tough photographic environments and conditions. For this reason, SIGMA concentrated in this lens all functions necessary to offer the highest level of optical and action-capture performance and meet even the most difficult requirements. Even while offering exceptional maneuverability and durability, this lens delivers breathtaking image quality. This combination of qualities makes this high-performance super telephoto zoom truly worthy of our Sports line.



- Lens construction: 16 groups, 24 elements
- Minimum focusing distance: 260cm (102.4in.)
- Magnification: 1:5
- Filter size: ø 105mm
- Mounts: SIGMA SA, Nikon F, Canon EF

500mm F4 DG OS HSM

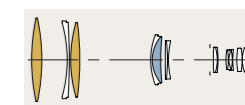
| FLD/SLD | OS | HSM | IF | CONV |



Case, hood (LH1388-01), cover lens cap (LC-185E), shoulder strap and drop-in WR protector 46mm supplied. Lens is equipped with fixed tripod socket (TS-91)

The flagship lens of the Sports line

Photographers typically choose a prime lens when they require top image quality. However, the new flagship lens of our Sports line, the SIGMA 500mm F4 DG OS HSM fulfills this need while incorporating SIGMA's latest technologies and delivering a full range of advanced features and functions: enhanced dust- and splash-proof construction, Optical Stabilizer (OS) system, SIGMA TeleConverter compatibility, AF function switch, SIGMA's latest-generation Hyper Sonic Motor (HSM), and more. Combining top-level optical performance with functionality for challenging shoots, SIGMA 500mm F4 DG OS HSM | Sports sets a new standard for high-performance telephoto lenses.



- Lens construction: 11 groups, 16 elements
- Minimum focusing distance: 350cm (137.8in.)
- Magnification: 1:6.5
- Filter size: ø 46mm (rear)
- Mounts: SIGMA SA, Nikon F, Canon EF

*Illustrations of lens configurations are color-coded as follows: ○ Aspherical lens, ● SLD glass, ● ELD glass, ● FLD glass.



APO 200-500mm F2.8 / 400-1000mm F5.6 EX DG

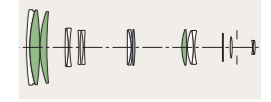
| EX | ELD/SLD | IF |

Exclusive hard case, exclusive strap, 400-1000mm F5.6 attachment, battery charger (BC-21), and battery pack (BP-21) supplied. Lens is equipped with fixed tripod socket.

F2.8 at 500mm and F5.6 at 1000mm—large-aperture ultra-telephoto zoom lens

This is the first ultra-telephoto lens* with an F2.8 aperture at 500mm. An exclusive attachment transforms the lens into a 400-1000mm F5.6 ultra-telephoto with autofocus capability. This opens up fresh possibilities of photographic expression for sports, action, nature photography, astrophotography, and even portraits. ELD and SLD glass effectively correct aberrations to assure superb image rendition even at full aperture. A revolving filter ring enables the use of a circular polarizing filter to cut glare and intensify color saturation.

*SIGMA research as of February, 2008.



- Lens construction: 13 groups, 17 elements
- Minimum focusing distance: 200-500cm (78.7-196.9in.)
- Magnification: 1:7.7
- Filter size: 72mm (rear)
- Mounts: SIGMA SA, Nikon F, Canon EF



8mm F3.5 EX DG CIRCULAR FISHEYE

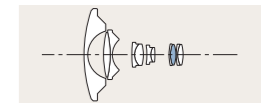
| EX | SLD |

Case and cover lens cap (LC735-02) supplied

Large F3.5 aperture and close-up capability—circular fisheye lens for DSLR cameras

This circular fisheye lens produces circular images* with a 180° angle of view. With the exaggerated perspective of its wide angle of view, this lens has great potential for creative expression. The lens also benefits from a F3.5 maximum aperture and autofocus. The minimum focusing distance is 13.5cm, and maximum magnification is 1:4.6. For outstanding image quality, SIGMA's Super Multi-Layer Coating minimizes flare and ghosting, while SLD glass corrects chromatic aberration.

*A full-circle image can only be captured with full-frame (36 x 24mm sensor) DSLR and 35mm film SLR cameras.



- Lens construction: 6 groups, 11 elements
- Minimum focusing distance: 13.5cm (5.3in.)
- Magnification: 1:4.6
- Filter type: Gelatin
- Mounts: Nikon F, Canon EF



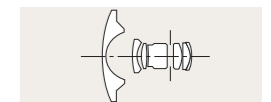
15mm F2.8 EX DG DIAGONAL FISHEYE

| EX |

Case and cover lens cap (LC735-01) supplied

Diagonal fisheye autofocus lens for DSLR cameras

This fisheye lens with a 180° angle of view across the diagonal offers distorted images and a minimum focusing distance of 15cm for creative photography. A photo with extreme perspective can be taken by shooting a subject in the foreground against a background wider than the range of human vision.



- Lens construction: 6 groups, 7 elements
- Minimum focusing distance: 15cm (5.9in.)
- Magnification: 1:3.8
- Filter type: Gelatin
- Mounts: Nikon F



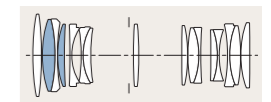
MACRO 105mm F2.8 EX DG OS HSM

| EX | SLD | OS | HSM | IF | CONV |

Case, hood (LH680-03), and hood adapter (HA680-01) supplied

Fully equipped with OS—high-performance large-aperture medium telephoto macro lens for full-frame DSLR cameras

Equipped with SIGMA's Optical Stabilizer (OS), this high-performance large-aperture medium-telephoto macro lens enables handheld close-up photography. SLD glass corrects aberrations, and SIGMA's floating inner focus configuration renders images from life-size to infinity with pristine quality. The HSM provides fast and quiet autofocusing with full-time manual capability, and the rounded 9-blade diaphragm creates an attractive bokeh effect even at wide-open aperture.



- Lens construction: 11 groups, 16 elements
- Minimum focusing distance: 31.2cm (12.3in.)
- Magnification: 1:1
- Filter size: ø 62mm
- Mounts: SIGMA SA, Nikon F, Canon EF

*Illustrations of lens configurations are color-coded as follows: ○ Aspherical lens, ● SLD glass, ● ELD glass, ● FLD glass.

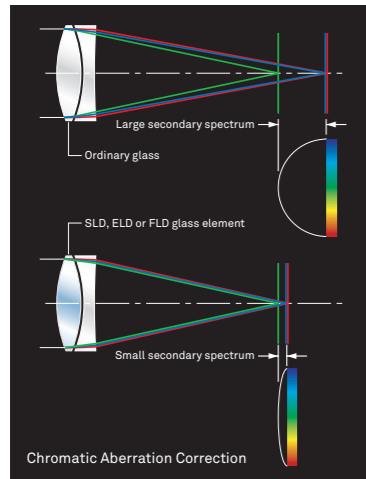
SIGMA LENS TECHNOLOGY

Our lenses are packed with advanced and unique technologies, which we have developed over the decades as the lens expert.

Original technology minimizes secondary spectrum Exclusive low-dispersion glass

The degree to which light is refracted (bent) by glass depends on the light's wavelength (color). This fact causes different colors of light to focus at slightly different points. The result is chromatic aberration, the color fringing that is particularly noticeable in telephoto lenses. Most chromatic aberration can be removed by combining a high-refractivity convex lens element with a low-refractivity concave element. But residual chromatic aberration known as "secondary spectrum" can only be corrected with selected low-dispersion glass materials.

In addition to ELD (Extraordinary Low Dispersion) glass and SLD (Special Low Dispersion) glass, SIGMA uses FLD ("F" Low Dispersion) glass, which has the highly desirable anomalous dispersion characteristics of fluorite. Careful arrangement of these exclusive low-dispersion glass elements gives SIGMA lenses superlative image rendition untarnished by residual chromatic aberration.



Effective correction of spherical aberration and distortion Aspherical lens

SIGMA's aspherical lens technology contributes to outstanding optical performance and compact dimensions. These aspherical lens elements compensate for the spherical aberration and distortion which cannot be completely eliminated using conventional spherical lens elements alone. They are also key to reducing the size and weight of high-power zooms and other large lenses while improving image quality. SIGMA has two kinds of aspherical lens technologies. Hybrid aspherical lens elements are made by forming a polymer in an aspherical shape on a glass lens surface. Precision-molded glass aspherical lens elements are made by direct forming of the glass lens material.

Proprietary multi-layer coating technology that virtually eliminates ghosting and flare Super multi-layer coating

SIGMA's own Super Multi-Layer Coating suppresses flare and ghosting by preventing reflections within the lens. All lenses in the current SIGMA range feature this original technology. In digital cameras, flare and ghosting may also be caused by reflections between the image sensor and lens surfaces. Here too, SIGMA's Super Multi-Layer Coating is highly effective, assuring images of outstanding contrast.

SIGMA's unique coating technology Nano Porous Coating (NPC)

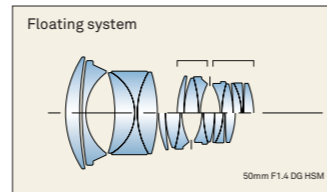
Incorporates porous silica as the coating material. The porous silica layer has nano-sized holes with air inside. Having holes of this size enables a large reduction in the refractive index, allowing the reflectance to be lowered more than conventional anti-reflective coatings. As a result, reflected light causing flares and ghosting is sharply reduced, achieving clear image quality.

A coating with excellent water and oil repellency Water and Oil Repellent Coating

A water and oil repellent coating allows water to be wiped away easily and prevents oils from sticking to the surface. This makes for easier shooting in challenging conditions and helps the photographer maintain a clean lens surface.

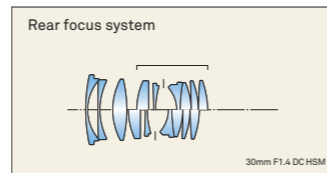
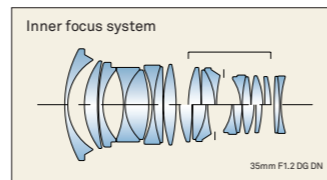
Advanced focusing mechanism that reduces lens movement and aberration variation Floating system

This system adjusts the distance between lens groups during focusing, thereby reducing the amount of lens movement required. The result is less variation in aberration at different shooting distances. The benefits are particularly great in macro lenses, since they cover a wide range of shooting distances, as well as in wide-angle SLR camera lenses that employ asymmetric configurations of lens elements.



Focus systems for optimized performance Inner and rear focus

In a conventional lens, focusing requires an extension of the entire lens or the front lens group. However, to better accommodate autofocus mechanisms and close up photography, a need has arisen for lenses that do not change their length during focusing or suffer from focus-dependent variation in aberration. Therefore, SIGMA has developed focusing systems that only move elements within the lens barrel. These incorporate smaller and lighter moving lens elements, which help improve autofocus speed. With their unchanging barrel length and small variation in center of gravity, these lenses also offer enhanced balance and stability. Furthermore, since the front of the lens does not rotate, it is easy to use polarizing filters.



Original SIGMA technology that counteracts camera shake Optical Stabilizer (OS)

SIGMA's original Optical Stabilizer (OS) technology uses two sensors inside the lens to detect vertical and horizontal motion. By adjusting particular lens elements, the OS compensates for the detected movement, thereby minimizing the blur caused by camera shake. In addition, since stabilization takes place within the lens, what you see in the viewfinder is the resulting stabilized image. As a result, you can confidently judge focus and composition. Two OS modes are available, depending on the lens. Mode 1 detects and corrects vertical and horizontal motion, making it ideal for shooting with the camera in a fixed position. Mode 2 detects and corrects only vertical motion, making it ideal for panning, as when shooting motorsports, for example.

In addition, on certain SIGMA lenses, the OS (Optical Stabilizer) function features an acceleration sensor to ensure even higher precision. In Mode 2, the acceleration sensor teams up with the Intelligent OS and its updated stabilization algorithm to deliver effective stabilization while you move the camera horizontally, vertically, or diagonally—regardless of the position of the lens. This feature helps ensure effective panning and outstanding capture of moving subjects.



Camera shake correction mechanism OFF



Camera shake correction mechanism ON

Designed to optimize bokeh near maximum aperture Rounded diaphragm

The polygonal shape of a conventional iris diaphragm causes out-of-focus light points to appear polygonal. A rounded diaphragm is designed to produce rounded out-of-focus light points when opened to near maximum aperture. This creates attractive bokeh effects in many situations, such as when photographing a subject against an out-of-focus surface of water from which light is being reflected.

AF drive motor for rapid focusing and quiet operation Hyper Sonic Motor (HSM)

The Hyper Sonic Motor (HSM) is an original SIGMA development that uses ultrasonic waves to drive the autofocus mechanism. Its extremely quiet operation helps avoid disturbing photographic subjects. High torque and speed assure rapid autofocus response. SIGMA uses two types of HSM: ring HSM and micro HSM. The Ring HSM configuration permits manual fine tuning of focus (manual override) by turning the focusing ring after autofocus is complete.

Fast AF response and precise focusing control Stepping Motor

A stepping motor operates in synchronization with pulse signals, enabling fast AF response and fine, precise focusing control. The motor is also very quiet, enabling comfortable AF for both stills and video. Stepping motors tend to be small and light, helping to keep lenses more compact.

A type of polycarbonate with a thermal expansion rate similar to that of aluminum TSC (Thermally Stable Composite)

TSC is a type of polycarbonate with a thermal expansion rate similar to that of aluminum. This is important because when parts made of multiple materials with different thermal expansion rates are used in combination, especially moving parts, it is necessary to keep a large clearance between the parts. This is due to the large difference in dimensional change caused by temperature, which results in a decrease in assembly accuracy.

By using TSC, the clearance between the polycarbonate and aluminum alloy parts can be minimized, making it possible to realize a lightweight lens barrel with high accuracy.

A composite material that is both light and strong CFRP (Carbon Fiber Reinforced Plastic)

This is a composite material containing polycarbonate and carbon fiber. It is used in the interior and exterior fittings of aircraft, among many other applications, as it is light and strong. CFRP is used by SIGMA in lens production, such as for lens hoods.

Ensuring a more stable AE performance during high-speed continuous shooting Electromagnetic diaphragm mechanism

An electromagnetic diaphragm mechanism allows a lens to receive electronic signals from the camera body for more precise diaphragm control. This feature ensures a more stable Auto Exposure (AE) performance during high-speed continuous shooting.

Preventing dust and dirt from entering Dust and Splash Resistant Structure

For all Sports line and some Art line products, a highly effective dust and splash resistant structure is built into the lens barrel. This includes special sealing at the mount connection and cover connection, and around the manual focus ring and zoom ring, which prevent dust and dirt from entering. Lenses with dust and splash resistant structure are ideal for photographers who work in difficult weather conditions.

For all Contemporary and Art line lenses, the lens mount incorporates rubber sealing to reduce the risk of water or dust contamination around the connection between the camera and lens.

*1 There is no sealing on the lens mount for the SIGMA SA mount lenses as the sealing is available on the mount of the camera body.
*2 Although this construction allows the lens to be used in light rain, it is not the same as being waterproof, so please prevent large amounts of water from splashing on the lens. It is often impractical to repair the internal mechanism, lens elements and electric components if they are damaged by water.

MF adjustments can be made, even when using AF MO (Manual Override)

When the Focus Mode Switch is set to the MO position, manual focus adjustments can be made simply by rotating the focus ring, even when using AF.

PRINCIPLES OF THE LENS

What you should know to choose the right lens for your needs.

Angle of view

Angle of view is determined by the focal length of the lens and the size of the image (sensor or film format) frame. With a given image size, changing the focal length will change the area of the scene that appears in the photographic image. Expressed in degrees, this area of the scene is the angle of view. The longer the focal length, the smaller the angle of view and the greater the image magnification.

F-number

The aperture controls how much light can be gathered by the lens. The F-number (F2.8, F4, F5.6, etc.) is the ratio of the focal length to the entrance pupil diameter. The lower the F-number, the brighter the lens; the higher the F-number, the darker the lens. The benefits of a low F-number include the ability to use higher shutter speeds, excellent bokeh effects, and a bright viewfinder image.

Perspective

Changing the focal length of the lens changes the apparent distance in an image between the subject and its background. This optical effect is called perspective. For example, a wide-angle lens causes the background to seem far away and vast, emphasizing the distance between it and the subject. In contrast, a telephoto lens with a long focal length will cause the background to appear close to the subject, de-

emphasizing perspective. Further, a wide-angle lens can bring the surroundings of the subject into the shot, while a telephoto lens can effectively isolate the subject. By leveraging the power of perspective in this way, one may greatly increase the range of photographic expression.

Depth of field

When you focus on a subject, some objects in front of and behind the subject will also be in focus. "Depth of field" refers to the depth of this foreground-background distance. A smaller lens aperture (higher F-number) increases depth of field, bringing more



F2.8



F22

foreground and background into focus. A larger aperture (lower F-number) isolates your subject with a blurred bokeh foreground and background. Focal length is also a factor. Telephoto lenses have less depth of field, whereas wide-angle lenses have more.

Minimum focusing distance

The distance between the film surface or image sensor surface of an SLR or mirrorless camera and the subject is known as the shooting distance. The shortest shooting distance at which the camera can focus on the subject is the minimum focusing distance.


Working distance

The distance between the front of the lens and the subject.

Magnification ratio

The ratio of the size of the impression of a subject captured on the image sensor or film surface to the actual size of the subject. For example, when a 4cm long subject appears as 1cm long on the image sensor or film surface, the magnification is described as 1:4. If it appeared as 4cm long on the image sensor or film surface, the magnification would be 1:1. The maximum magnification ratio shown in the main specifications describes the largest possible magnification of the subject by that particular lens.

ANGLE OF VIEW AND FOCAL LENGTH



LENS ACCESSORIES SIGMA USB DOCK

Accessory for all SIGMA Art, Contemporary and Sports



SIGMA USB DOCK
*Image is for L-Mount

By connecting a SIGMA Art, Contemporary, or Sports lens to a computer with the SIGMA USB DOCK, photographers can update the lens firmware and adjust focus position and other parameters. Exclusive SIGMA Optimization Pro software makes customization easy.

Note1: It is not compatible with Sony E-mount or Micro Four Thirds.
Note2: Scope of adjustment varies depending on specifications of the individual product.

SIGMA USB DOCK

Product	Mount	UPC code
UD-01	SIGMA	878566
	Nikon F	878559
	Canon EF	878542
	Sony A	878627
UD-11	Pentax	878610
	L-Mount	878696
	Canon EF-M	878719



SIGMA OPTIMIZATION PRO
Focus position adjustment screen

Main functions

- Updating Lens Firmware: It is possible to update the lens firmware via the internet.
- Focus Setting: Multiple focus setting options are available: 4 categories for fixed focal length lenses, and 16 categories (4 options for focal length) x (4 options for shooting distance) for zoom lenses.
- Full-time MF Setting*: It is possible to adjust the timing to operate the Full-time MF function by customizing how much rotation of the focus ring is required.
- AF Speed Adjustment*: There are 3 AF speed modes.
- Focus Limiter Adjustment*: Offering customization for the driving range of auto focus enables a photographer to exactly reflect the personal preference.
- OS adjustment*: 3 unique view modes are available to suit the OS function for any shooting style.
- AF function button adjustment*: It can be assigned with various functions to widen the range of operations available on the lens.
- Focus ring adjustment*: It is possible to adjust the amount of focus movement when operating the focus ring.

Note: Scope of adjustment varies depending on specifications of the individual product.
You can download "SIGMA Optimization Pro" from the link below.
<https://www.sigma-global.com/en/software/sigma-optimization-pro/>

LENS ACCESSORIES SIGMA FILTERS



SIGMA WR PROTECTOR



SIGMA WR CIRCULAR PL FILTER



SIGMA WR CERAMIC PROTECTOR

Offering outstanding water-repellent, oil-repellent, and antistatic functionality, SIGMA's WR filters make both shooting and maintenance easier. The UV type significantly reduces UV radiation, which can have a negative effect on photographic images. The CIRCULAR PL (polarizing) type reduces reflections and glare from subjects while enhancing color contrast. Available in two versions, the PROTECTOR type serves as a highly effective way to protect a lens. This outstanding filter lineup is available in a wide range of sizes.

These products represent the highest level of protection in the SIGMA Filter series. Featuring the new material Clear Glass Ceramic, these lightweight filters are highly resistant to both scratches and breakage. Their capacity to repel water and oil is excellent, and the coating is antistatic for outstanding dust-resistance. This specification is ready for even the toughest shooting conditions.

Note: The 46mm drop-in filter designed for placement at the rear of the lens has a specification exclusive to each lens.

Filter size	Product				
	UPC code				
	WR PROTECTOR	PROTECTOR	WR UV	WR CIRCULAR PL	WR CERAMIC
46mm	930882	931018	930622	930752	-
49mm	930899	931025	930639	930769	-
52mm	930905	931032	930646	930776	-
55mm	930912	931049	930653	930783	-
58mm	930929	931056	930660	930790	-
62mm	930936	931063	930677	930806	-
67mm	930943	931070	930684	930813	931803
72mm	930950	931087	930691	930820	931810
77mm	930967	931094	930707	930837	931827
82mm	930974	931100	930714	930844	931834
86mm	930981	931117	930721	930875	931841
95mm	930998	931124	930738	930851	931858
105mm	931001	931131	930745	930868	931865

Thinner frame type: 46mm, 49mm, 52mm, 55mm, 58mm, 62mm, 67mm, 72mm, 77mm, 82mm
Normal frame type: 86mm, 95mm, 105mm

LENS ACCESSORIES CLOSE-UP LENS



CLOSE-UP LENS AML72-01

Designed exclusively for the 18-300mm F3.5-6.3 DC MACRO OS HSM | Contemporary, this close-up lens makes possible macro photography with a maximum magnification ratio of 1:2.

Product	UPC code
CLOSE-UP LENS	930608

*Please add 0085126 prefix in front of UPC code.

LENS ACCESSORIES SIGMA MOUNT CONVERTERS MC-11, MC-21



SIGMA MOUNT CONVERTER MC-11



SIGMA MOUNT CONVERTER MC-21

The MOUNT CONVERTER allows photographers to use SIGMA SA mount and SIGMA EOS mount interchangeable lenses from the SIGMA GLOBAL VISION series with a variety of camera systems. The MC-11 is compatible with Sony E-mount camera body and the MC-21 is compatible with the L-Mount system camera body.

Note 1: MOUNT CONVERTER can not be used in combination with teleconverters.
 Note 2: Accurate operation is not guaranteed with lenses not listed as compatible.
 For detailed information, please visit <https://www.sigma-global.com/en/accessories/#mount-converter>

Product	Mount	UPC code
SIGMA MOUNT CONVERTER MC-11	SIGMA SA - E	932510
	Canon EF - E	932503
SIGMA MOUNT CONVERTER MC-21	SIGMA SA - L	937249
	Canon EF - L	937232

LENS ACCESSORIES TELE CONVERTERS

Accessories for use with SIGMA Art, Contemporary and Sports



SIGMA TELE CONVERTER TC-1401
Case supplied



SIGMA TELE CONVERTER TC-2001
Case supplied



SIGMA TELE CONVERTER TC-1411
Case supplied



SIGMA TELE CONVERTER TC-2011
Case supplied

SIGMA TELE CONVERTERS are developed exclusively for SIGMA's three product lines. When mounted between the lens and camera body, TC-1401/TC-1411 and TC-2001/TC-2011 increase the focal length by a factor of 1.4x and 2x, respectively. Their dust and splash-proof specification will satisfy professionals working in tough conditions. Lightweight and compact, they easily attach to increase focal length and make photographer's footwork more nimble during telephoto shooting.

Compatible mount for TC-1401 / TC-2001: SIGMA SA, Nikon F, Canon EF
 Compatible mount for TC-1411 / TC-2011: L-Mount

Note:

- 1 AF Shooting is possible only when attached to a camera that supports AF at F8. Blurry images may result of subjects of low contrast or luminance.
- 2 AF Shooting is possible only when attached to a camera that supports AF at F8. Focus accuracy is not ensured on the telephoto side at the focal length scale more than 300mm.
- 3 AF Shooting is possible only when attached to a camera that supports AF at F8. Focus accuracy is not ensured on the telephoto side at the focal length scale more than 200mm.
- 4 AF-capable from 0.5m (19.7in.) to infinity.

TC-1401 Compatible Lenses	SIGMA 879563	Nikon 879556	Canon 879549
60-600mm F4.5-6.3 DG OS HSM Sports	AF2	AF2	AF2
70-200mm F2.8 DG OS HSM Sports	AF	AF	AF
100-400mm F5-6.3 DG OS HSM Contemporary	AF3	AF3	AF3
120-300mm F2.8 DG OS HSM Sports	AF	AF	AF
150-600mm F5-6.3 DG OS HSM Contemporary	AF1	AF1	AF1
150-600mm F5-6.3 DG OS HSM Sports	AF1	AF1	AF1
500mm F4 DG OS HSM Sports	AF	AF	AF
70mm F2.8 DG MACRO Art	AF4	-	AF4

TC-2001 Compatible Lenses	SIGMA 870560	Nikon 870553	Canon 870546
60-600mm F4.5-6.3 DG OS HSM Sports	MF	MF	MF
70-200mm F2.8 DG OS HSM Sports	AF	AF	AF
100-400mm F5-6.3 DG OS HSM Contemporary	MF	MF	MF
120-300mm F2.8 DG OS HSM Sports	AF	AF	AF
150-600mm F5-6.3 DG OS HSM Contemporary	MF	MF	MF
150-600mm F5-6.3 DG OS HSM Sports	MF	MF	MF
500mm F4 DG OS HSM Sports	AF1	AF1	AF1
70mm F2.8 DG MACRO Art	MF	-	MF

TC-1411 Compatible Lenses	L-Mount 825690
100-400mm F5-6.3 DG DN OS Contemporary	AF
150-600mm F5-6.3 DG DN OS Sports	AF
105mm F2.8 DG DN MACRO Art	AF

TC-2011 Compatible Lenses	L-Mount 826697
100-400mm F5-6.3 DG DN OS Contemporary	AF
150-600mm F5-6.3 DG DN OS Sports	AF
105mm F2.8 DG DN MACRO Art	AF

Note: Cannot be used with lenses not listed in charts above

LENS ACCESSORIES COVER LENS CAPS



LENS ACCESSORIES LENS HOODS



LENS ACCESSORIES TRIPOD SOCKETS

• Removable Coller Type

The ring shape tripod socket incorporates lightweight and durable magnesium alloy.

A tripod socket is used to mount telephoto lenses on a tripod. The socket collar permits rapid release for quick lens changing. Please refer to the SPECIFICATION page for compatible lens models.



• Replaceable Lens Foot Type

The lens foot can replace the original lens's supplied foot.



*Making it possible to directly attach the lens to the Arca Swiss platforms and screw knob clamps.

REFERENCE

Abbreviations used in the product names in this catalog

Please refer to the examples below to interpret the SIGMA product names listed in this catalog. For further details on abbreviations, please refer to the major distinguishing characteristics on page 8.

17-70mm

Indicates range of focal length. The larger the number, the greater the magnification of distant objects. The smaller the number, the wider the angle of view.

OS

Indicates lenses incorporating an Optical Stabilizer (OS) to compensate for camera shake.

F2.8-4

Indicates maximum aperture. The smaller the number, the "faster" the lens, meaning more light can enter to allow shooting under dim illumination. If only a single figure is given, the lens is a prime (fixed focal length) lens or a zoom lens that maintains the same F-number regardless of zoom position. If the maximum aperture of a zoom lens changes depending on zoom position, it is expressed thus: F2.8-4.

EX

Indicates SIGMA's professional-grade prime and zoom lenses. Generally, these lenses retain the same maximum aperture regardless of zoom position.

HSM

Indicates lenses equipped with a hyper-sonic motor.

17-70mm F2.8-4 DC MACRO OS HSM / DC MACRO HSM


Hood (LH780-03) supplied

High-performance and compact—large-aperture APS-C format standard zoom lens

Covering the standard zoom range, the lens has a focal range equivalent to 25.5-105mm on a 35mm lens. Thanks to Sigma's latest technologies, it's exceptionally lightweight and 30% more compact by volume than previous lenses of its type. Its low F-number equips photographers to shoot subjects at extremely close range, making this the perfect lens for travel, family photos, artistic compositions, and many other uses. A complement to uncompromising optical performance.

DC/DG/DN

Indicates high-performance lenses designed especially for cameras with APS-C size image sensors. Vignetting will result if used on larger sensors. Lenses suitable for cameras having full-frame sensors are indicated by the DG mark, and lenses exclusively for mirrorless interchangeable lens cameras are indicated by the DN mark.



SIGMA CINE LENS

Announcement of SIGMA CINE LENSES

In the world of digital film production, there is an increasing demand for higher resolution, and SIGMA's new lineup of high-performance lenses is compatible with the latest, high-resolution digital cinema cameras. SIGMA has developed its own production system by establishing the required technology for mass production of high-performance lenses for ultra-mega-pixel shooting. The company feels this valuable new lens line could create a fundamental change in digital film production, and provide a new solution to cinematographers.

- Unbeatable value – the highest optical performance in its class and outstanding compact design
- Wide range of lenses for professional use
- Optimized for the latest digital movie making technology

High Speed Zoom Line

High Speed Zoom Line offers the constant aperture of T2 throughout the zoom range, and the optical performance is ready for high resolution shooting such as 6K - 8K. Furthermore, while offering the highest image quality in its class, the High Speed Zoom Line has a compact construction and offers amazing value.

FF Zoom Line

FF Zoom Line is compatible with a full frame image circle, and the optical performance is ready for high resolution shooting such as 6K - 8K. It provides a rare option for cinematographers since very few lenses can cater to the requirements of the latest digital cinema cameras' image sensor, which is larger than Super35, and expand the range of compatible cameras. This is the cinema zoom lens offering the highest image quality and compact design.

*This lens is not available in PL mount.



High Speed Zoom Line	18-35mm T2	50-100mm T2
Focal Length	18-35mm	50-100mm
Aperture	T2.0 to T16	T2.0 to T16
Number of Diaphragm Blades	9 (Rounded diaphragm)	9 (Rounded diaphragm)
Close Focus ¹	0.28 m / 11"	0.95 m / 3'2"
Image Coverage	S35 Digital ø28.4mm	S35 Digital ø28.4mm
Front diameter	95mm	95mm
Filter Size	82mm	82mm
Length	PL mount ²	121.5mm
	EF mount ²	129.5mm
	E-mount ²	155.5mm
Weight ³	PL mount	1,395g
	EF mount	1,455g
	E-mount	1,510g
FF ⁴	-	-
S35 ⁵	68.7° - 38.7°	27.6° - 14.0°
APS-C ⁶	66.7° - 37.4°	26.7° - 13.5°
UPC code	PL mount (feet)	0085126 210687
	(meter)	0085126 933791
	EF mount (feet)	0085126 210663
	(meter)	0085126 933548
	E-mount (feet)	0085126 210670
	(meter)	0085126 933579



FF Zoom Line	24-35mm T2.2 FF	
Focal Length	24-35mm	
Aperture	T2.2 to T 16	
Number of Diaphragm Blades	9 (Rounded diaphragm)	
Close Focus ¹	0.28 m / 11"	
Image Coverage	FF ø43.3mm	
Front diameter	95mm	
Filter Size	82mm	
Length	PL mount ²	-
	EF mount ²	122.7mm
	E-mount ²	148.7mm
Weight ³	PL mount	-
	EF mount	1,450g
	E-mount	1,510g
FF ⁴	73.7° - 54.4°	
S35 ⁵	54.3° - 38.7°	
APS-C ⁶	52.6° - 37.4°	
UPC code	PL mount (feet)	-
	(meter)	-
	EF mount (feet)	0085126 588663
	(meter)	0085126 934170
	E-mount (feet)	0085126 588670
	(meter)	0085126 934200

¹ Close focus distance is measured from the image plane ² Front to mount surface or "filter surface to its mount" ³ Without lens support foot ⁴ Horizontal angle of view for a full-frame camera aperture (aspect ratio 1:1.5, dimensions 36 mm x 24 mm / 1.42"x 0.94") ⁵ Horizontal angle of view for a super 35 digital cinema camera aperture (aspect ratio 1:1.8, dimensions 24.6 mm x 13.8 mm / 0.97"x 0.54") ⁶ Horizontal angle of view for an APS-C camera aperture (aspect ratio 1:1.5, dimensions 23.7 mm x 15.7 mm / 0.93"x 0.62") 24-35mm T2.2FF is not available in PL mount. The specifications are subject to change without notice.

FF High Speed Prime Line

The lineup ranges from 14mm to 135mm, and covers T1.5 to T2. The lenses are compatible with full frame, and while being more compact, it can offer superior resolution than other high-end prime sets do. With the seven prime lenses from FF High Speed Prime Line, there is no need to change the lighting to shoot a variety of cuts, and it is possible to meet the demands that professional movie creation requires.



FF High Speed Prime Line	14mm T2 FF	20mm T1.5 FF	24mm T1.5 FF	28mm T1.5 FF	35mm T1.5 FF
Focal Length	14mm	20mm	24mm	28mm	35mm
Aperture	T2 to T16	T1.5 to T16	T1.5 to T16	T1.5 to T16	T1.5 to T16
Number of Diaphragm Blades	9 (Rounded diaphragm)	9 (Rounded diaphragm)	9 (Rounded diaphragm)	9 (Rounded diaphragm)	9 (Rounded diaphragm)
Close Focus ¹	0.27m / 11"	0.276m / 11"	0.25 m / 10"	0.30 m / 1'	0.30 m / 1'
Image Coverage	FF ø43.3mm	FF ø43.3mm	FF ø43.3mm	FF ø43.3mm	FF ø43.3mm
Front diameter	95mm	95mm	95mm	95mm	95mm
Filter Size	-	-	82mm	82mm	82mm
Length	PL mount ²	111.5mm	110mm	87mm	87mm
	EF mount ²	119.5mm	118mm	95mm	107.7mm
	E-mount ²	145.5mm	144mm	121mm	133.7mm
Weight ³	PL mount	1,345g	1,235g	1,025g	1,210g
	EF mount	1,430g	1,330g	1,110g	1,300g
	E-mount	1,485g	1,380g	1,170g	1,360g
FF ⁴	104.3°	84.0°	73.7°	65.5°	54.4°
S35 ⁵	82.6°	63.2°	54.3°	47.4°	38.7°
APS-C ⁶	80.5°	61.3°	52.6°	45.9°	37.4°
UPC code	PL mount (feet)	0085126 937799	0085126 937836	0085126 937874	0085126 937911
	(meter)	0085126 937805	0085126 937843	0085126 937881	0085126 937928
	EF mount (feet)	0085126 450663	0085126 412661	0085126 401665	0085126 441661
	(meter)	0085126 934323	0085126 934088	0085126 933999	0085126 937096
	E-mount (feet)	0085126 450670	0085126 412678	0085126 401672	0085126 441678
	(meter)	0085126 934354	0085126 934118	0085126 934026	0085126 937102

¹ Close focus distance is measured from the image plane ² Front to mount surface ³ Without lens support foot ⁴ Horizontal angle of view for a full-frame camera aperture (aspect ratio 1:1.5, dimensions 36 mm x 24 mm / 1.42"x 0.94") ⁵ Horizontal angle of view for a super 35 digital cinema camera aperture (aspect ratio 1:1.8, dimensions 24.6 mm x 13.8 mm / 0.97"x 0.54") ⁶ Horizontal angle of view for an APS-C camera aperture (aspect ratio 1:1.5, dimensions 23.7 mm x 15.7 mm / 0.93"x 0.62") The specifications are subject to change without notice.



FF High Speed Prime Line	40mm T1.5 FF	50mm T1.5 FF	85mm T1.5 FF	105mm T1.5 FF	135mm T2 FF
Focal Length	40mm	50mm	85mm	105mm	135mm
Aperture	T1.5 to T16	T1.5 to T16	T1.5 to T16	T1.5 to T16	T2 to T16
Number of Diaphragm Blades	9 (Rounded diaphragm)	9 (Rounded diaphragm)	9 (Rounded diaphragm)	9 (Rounded diaphragm)	9 (Rounded diaphragm)
Close Focus ¹	0.40 m / 1'4"	0.40 m / 1'4"	0.85 m / 2'10"	1m / 3'4"	0.875m / 2'11"
Image Coverage	FF ø43.3mm	FF ø43.3mm	FF ø43.3mm	FF ø43.3mm	FF ø43.3mm
Front diameter	95mm	95mm	95mm	95mm	95mm
Filter Size	82mm	82mm	86mm	-	82mm
Length	PL mount ²	123mm	94mm	118.9mm	106.9mm
	EF mount ²	131mm	102mm	126.9mm	134.2mm
	E-mount ²	157mm	128mm	152.9mm	160.2mm
Weight ³	PL mount	1,470g	1,210g	1,345g	1,705g
	EF mount	1,560g	1,295g	1,425g	1,775g
	E-mount	1,620g	1,355g	1,470g	1,835g
FF ⁴	48.5°	39.6°	23.9°	19.5°	15.2°
S35 ⁵	34.2°	27.6°	16.5°	13.4°	10.4°
APS-C ⁶	33.0°	26.7°	15.9°	12.9°	10.0°
UPC code	PL mount (feet)	0085126 937997	0085126 938031	0085126 938079	0085126 938116
	(meter)	0085126 938000	0085126 938048	0085126 938086	0085126 938123
	EF mount (feet)	0085126 332662	0085126 311667	0085126 321666	0085126 259662
	(meter)	0085126 937003	0085126 933715	0085126 933814	0085126 936914
	E-mount (feet)	0085126 332679	0085126 311674	0085126 321673	0085126 259679
	(meter)	0085126 937010	0085126 933746	0085126 933845	0085126 936921

¹ Close focus distance is measured from the image plane ² Front to mount surface ³ Without lens support foot ⁴ Horizontal angle of view for a full-frame camera aperture (aspect ratio 1:1.5, dimensions 36 mm x 24 mm / 1.42"x 0.94") ⁵ Horizontal angle of view for a super 35 digital cinema camera aperture (aspect ratio 1:1.8, dimensions 24.6 mm x 13.8 mm / 0.97"x 0.54") ⁶ Horizontal angle of view for an APS-C camera aperture (aspect ratio 1:1.5, dimensions 23.7 mm x 15.7 mm / 0.93"x 0.62") The specifications are subject to change without notice.

SPECIFICATIONS

SIGMA DN LENSES The major distinguishing characteristics of high-performance lenses for mirrorless interchangeable lens cameras

DN LENSES	Product	Edition	Mount / UPC code (please add 0085126 prefix in front)				Lens construction		Angle of view			Number of blades in diaphragm	Minimum aperture (wide)	Minimum focusing distance (cm/in.)	Magnification	Filter size (ø mm)	Diameter x length (ø mm x mm/ø in. x in.)	Weight (g/oz.)	Hood (supplied)	Pages
			L-Mount	Micro Four Thirds mount	Sony E-mount	Canon EF-M mount	Groups	Elements	L-Mount Sony-E format	Canon EF-M format	Micro Four Thirds format									
18-50mm F2.8 DC DN	Contemporary	C021	585693	-	585655	-	10	13	76.5°-31.7°	-	-	7	22	12.1-30/4.8-11.8	1 : 2.8 (W)	55	65.4×74.5/2.6×2.9	290/10.2	LH582-02	13
16mm F1.4 DC DN	Contemporary	C017	402693	402631	402655	402716	13	16	83.2°	79.9°	68.1°	9	16	25/9.8	1 : 9.9	67	72.2×90.3/2.8×3.6	415/14.6	LH716-01	13
30mm F1.4 DC DN	Contemporary	C016	302696	302634	302658	302719	7	9	50.7°	48.2°	39.6°	9	16	30/11.8	1 : 7	52	65.4×71.3/2.6×2.8	280/9.9	LH586-01	13
56mm F1.4 DC DN	Contemporary	C018	351694	351632	351656	351717	6	10	28.5°	26.9°	21.9°	9	16	0.5/19.7	1 : 7.4	55	66.5×57.5/2.6×2.3	285/10.1	LH582-01	13

SIGMA DG DN LENSES The major distinguishing characteristics of high-performance lenses for mirrorless interchangeable lens cameras

DG DN LENSES	Product	Edition	Mount / UPC code (please add 0085126 prefix in front)		Lens construction		Angle of view		Number of blades in diaphragm	Minimum aperture (wide)	Minimum focusing distance (cm/in.)	Magnification	Filter size (ø mm)	Diameter x length (ø mm x mm/ø in. x in.)	Weight (g/oz.)	Hood (supplied)	Tripod socket	Pages
			L-Mount	Sony E-mount	Groups	Elements	35mm format	APS-C										
14-24mm F2.8 DG DN	Art	A019	213695	213657	13	18	114.2-84.1°	90.8-61.2°	11	22	28/11.0	1 : 7.3	**	85.0×131.0/3.3×5.2	795/28	-	-	10
24-70mm F2.8 DG DN	Art	A019	578695	578657	15	19	84.1-34.3°	61.2-22.9°	11	22	18-38/7.1-15.0	1:2.9(W)	82	87.8×122.9/3.5×4.8	835/29.5	LH878-03	-	10
28-70mm F2.8 DG DN	Contemporary	C021	592691	592653	12	16	75.4-34.3°	53.8-22.9°	9	22	19-38 /7.5-15.0	1:3.3(W)	67	72.2×101.5/2.8×4.0	470/ 16.6	LH706-01	-	15
100-400mm F5-6.3 DG DN OS	Contemporary	C020	750695	750657	16	22	24.4-6.2°	16.2-4.1°	9	22-29	112-160/44.1-63.0	1 : 4.1	67	86×197.2/3.4×7.8	1,135/40.0	LH770-05	TS-111*1	15
150-600mm F5-6.3 DG DN OS	Sports	S021	747695	747657	15	25	16.4°-4.1°	10.8°-2.7°	9	22-29	58-280/22.8-110.2	1 : 2.9	95	109.4×263.6/4.3×10.4	2,100/74.1	LH1034-01	TS-121*2	16
24mm F2 DG DN	Contemporary	C021	403690	403652	11	13	84.1°	61.2°	9	22	24.5/9.7	1 : 6.7	62	70×72/2.8×2.8	365/12.9	LH656-02	-	15
24mm F3.5 DG DN	Contemporary	C021	404697	404659	8	10	84.1°	61.2°	7	22	10.8/4.3	1 : 2	55	64×48.8/2.5×1.9	225/7.9	LH576-01	-	15
35mm F1.2 DG DN	Art	A019	341695	341657	12	17	63.4°	44.2°	11	16	30/11.8	1 : 5.1	82	87.8×136.2/3.5×5.4	1,090/38.4	LH878-02*	-	10
35mm F1.4 DG DN	Art	A021	303693	303655	11	15	63.4°	44.2°	11	16	30/11.8	1 : 5.4	67	75.5×109.5/3.0×4.3	645/22.8	LH728-01	-	10
35mm F2 DG DN	Contemporary	C020	347697	347659	9	10	63.4°	44.2°	9	22	27/10.6	1 : 5.7	58	70×65.4/2.8×2.6	325/11.5	LH636-01	-	15
45mm F2.8 DG DN	Contemporary	C019	360696	360658	7	8	51.3°	35.0°	7	22	24/9.4	1 : 4	55	64.0×46.2/2.5×1.8	215/7.5	LH577-01	-	16
65mm F2 DG DN	Contemporary	C020	353698	353650	9	12	36.8°	24.6°	9	22	55/21.7	1 : 6.8	62	72×74.7/2.8×2.9	405/14.3	LH656-01	-	16
85mm F1.4 DG DN	Art	A020	322694	322656	11	15	28.6°	19.0°	11	16	85/33.5	1 : 8.4	77	82.8×94.1/3.3×3.7	630/22.2	LH828-02*	-	10
90mm 2.8 DG DN	Contemporary	C021	261696	261658	10	11	27°	17.9°	9	22	50/19.7	1 : 5	55	64 ×59.7/2.5×2.4	295/10.4	LH576-02	-	16
105mm F2.8 DG DN MACRO	Art	A020	260699	260651	12	17	23.3°	15.4°	9	22	29.5/11.6	1 : 1	62	74×133.6/2.9×5.3	715/25.2	LH653-01	-	13

SIGMA DG LENSES The major distinguishing characteristics of high-performance lenses for Sony mirrorless interchangeable lens cameras

DG LENSES	Product	Edition	Mount / UPC code (please add 0085126 prefix in front)		Lens construction		Angle of view		Number of blades in diaphragm	Minimum aperture (wide)	Minimum focusing distance (cm/in.)	Magnification	Filter size (ø mm)	Diameter x length (ø mm x mm/ø in. x in.)	Weight (g/oz.)	Hood (supplied)	Tripod socket	Pages
			L-Mount	Sony E-mount	Groups	Elements	35mm format	APS-C										
14mm F1.8 DG HSM	Art	A017	450694	450656	11	16	114.2°	90.8°	9	16	27/10.6	1 : 9.8	-	95.4×150/3.8×5.9	1,185/41.8	-	-	18
20mm F1.4 DG HSM	Art	A015	412692	412654	11	15	94.5°	70.7°	9	16	27.6 / 10.9	1 : 7.1	-	90.7×153.8/3.6×6.0	1,035/36.5	-	-	18
24mm F1.4 DG HSM	Art	A015	401696	401658	11	15	84.1°	61.2°	9	16	25/9.8	1 : 5.3	77	85.4×114.2/3.4×4.5	755/26.6	LH830-03	-	18
28mm F1.4 DG HSM	Art	A019	441692	441654	12	17	75.4°	53.8°	9	16	28/11.0	1 : 5.4	77	82.8×131.7/3.3×5.2	960/33.9	LH828-01*	-	18
40mm F1.4 DG HSM	Art	A018	332693	332655	12	16	56.8°	39.1°	9	16	40/15.7	1 : 6.5	82	87.8×155.0/3.5×6.1	1,295/45.6	LH878-01*	-	18
50mm F1.4 DG HSM	Art	A014	311698	311650	8	13	46.8°	31.7°	9	16	40/15.7	1 : 5.6	77	85.4×123.9/3.4×4.9	905/31.9	LH830-02	-	19
105mm F1.4 DG HSM	Art	A018	259693	259655	12	17	23.3°	15.4°	9	16	100/39.4	1 : 8.3	105	115.9×155.5/4.6×6.1	1,745/61.6	LH1113-01	TS-111	19
135mm F1.8 DG HSM	Art	A017	240691	240653	10	13	18.2°	12.0°	9	16	87.5/34.4	1 : 5	82	91.4×138.9/3.6×5.5	1,220/43.0	LH880-03	-	19
70mm F2.8 DG MACRO	Art	A018	271695	271657	10	13	34.3°	22.9°	9	22	25.8/10.2	1 : 1	49	70.8×129.8/2.8×5.1	605/21.3	LH708-01	-	19

Notes for Mounts and UPC Codes

•Appearances and specifications are subject to change without notice. •All SIGMA lens mounts are for SIGMA lenses only and are fixed. They are compatible with all functions relating to general photography. •AF lenses have different appearances depending on the corresponding mount. For further information on compatibility with your camera, please contact your nearest authorized SIGMA Service Station. <https://www.sigma-global.com/en/world-network/>

Notes for other notes

•Figures for maximum diameter x length, weight, and minimum aperture setting (F-number) were obtained using a L-Mount. Specification varies depending on mount type. •The angle of view depends on camera model. •The minimum shooting distance is measured from the image sensor. •The length of a lens is measured from the filter surface to its mount. •A double asterisk (**) in the "Filter size" column indicates that a gelatin filter may be inserted into the rear of the lens. •Hoods with *mark have locks. •*1 This lens does not come with a TRIPOD SOCKET. It is sold separately. •*2 TRIPOD SOCKET (sold separately) may be attached.

SPECIFICATIONS

SIGMA DC LENSES The major distinguishing characteristics of lenses for cameras with APS-C sensors

DC LENSES	Product	Edition	Mount / UPC code (please add 0085126 prefix in front)				Lens construction		Angle of view		Number of blades in diaphragm	Minimum aperture (wide)	Minimum focusing distance (cm/in.)	Magnification	Filter size (ø mm)	Diameter x length (ø mm x mm/ø in. x in.)	Weight (g/oz.)	Hood (supplied)	Tripod socket	Pages
			SIGMA SA	Sony A-mount	Nikon F	Canon EF	Groups	Elements	APS-C											
17-70mm F2.8-4 DC MACRO OS HSM	Contemporary	C013	-	-	-	884543 (H)	14	16	79.7°-22.9°		7	22	22/8.7	1 : 2.8	72	79.0x82.0/3.1x3.2	465/16.4	LH780-03	-	26
18-35mm F1.8 DC HSM	Art	A013	210564 (H)	-	210557 (H)	210540 (H)	12	17	76.5°-44.2°		9	16	28/11.0	1 : 4.3	72	78.0x121.0/3.1x4.8	810/28.6	LH780-06	-	20
18-200mm F3.5-6.3 DC MACRO OS HSM *3	Contemporary	C014	885564 (H)	885625 (H)	-	-	13	16	76.5°-8.1°		7	22	39/15.4	1 : 3	62	70.7x86/2.8x3.4	430/15.2	LH676-01	-	26
18-300mm F3.5-6.3 DC MACRO OS HSM	Contemporary	C014	-	-	886554 (H)	886547 (H)	13	17	76.5°-5.4°		7	22	39/15.4	1 : 3	72	79.0x101.5/3.1x4.0	585/20.6	LH780-07	-	26
50-100mm F1.8 DC HSM	Art	A016	693565 (H)	-	693558 (H)	693541 (H)	15	21	31.7°-16.2°		9	16	95/37.4	1 : 6.7	82	93.5x170.7/3.7x6.7	1,490/52.6	LH880-02	Fixed	20
30mm F1.4 DC HSM	Art	A013	301569 (H)	-	301552 (H)	301545 (H)	8	9	50.7°		9	16	30/11.8	1 : 6.8	62	74.2x63.3/2.9x2.5	435/15.3	LH686-01	-	20

SIGMA DG LENSES The major distinguishing characteristics of lenses for cameras with full-frame sensors


DG LENSES	Product	Edition	Mount / UPC code (please add 0085126 prefix in front)				Lens construction		Angle of view		Number of blades in diaphragm	Minimum aperture (wide)	Minimum focusing distance (cm/in.)	Magnification	Filter size (ø mm)	Diameter x length (ø mm x mm/ø in. x in.)	Weight (g/oz.)	Hood (supplied)	Tripod socket	Pages
			SIGMA SA	Nikon F	Pentax	Canon EF	Groups	Elements	35mm format	APS-C										
12-24mm F4 DG HSM *1	Art	A016	205560 (H)	205553 (H)	-	205546 (H)	11	16	122°-84.1°	99.6°-61.2°	9	22	24-25.8/9.4-10.2	1 : 4.9	-	102x131.5/4x5.2	1,150/40.6	-	-	21
14-24mm F2.8 DG HSM *1	Art	A018	212568 (H)	212551 (H)	-	212544 (H)	11	17	114.2°-84.1°	90.8°-61.2°	9	22	28-26/11.0-10.2	1 : 5.4	-	96.4x135.1/3.8x5.3	1,150/40.6	-	-	21
24-35mm F2 DG HSM	Art	A015	588564 (H)	588557 (H)	-	588540 (H)	13	18	84.1°-63.4°	61.2°-44.2°	9	16	28/11.0	1 : 4.4	82	87.6x122.7/3.4x4.8	940/33.2	LH876-03	-	21
24-70mm F2.8 DG OS HSM *1	Art	A017	576561 (H)	576554 (H)	-	576547 (H)	14	19	84.1°-34.3°	61.2°-22.9°	9	22	37/14.6	1 : 4.8	82	88x107.6/3.5x4.2	1,020/36.0	LH876-04	-	21
24-105mm F4 DG OS HSM	Art	A013	635565 (H)	635558 (H)	-	635541 (H)	14	19	84.1°-23.3°	61.2°-15.4°	9	22	45/17.7	1 : 4.6	82	88.6x109.4/3.5x4.3	885/31.2	LH876-02	-	21
60-600mm F4.5-6.3 DG OS HSM *1	Sports	S018	730567 (H)	730550 (H)	-	730543 (H)	19	25	39.6°-4.1°	26.6°-2.7°	9	22-32	60-260/23.6-102.4	1 : 3.3	105	120.4x268.9/4.7x10.6	2,700/95.2	LH1144-01	TS-101*	27
70-200mm F2.8 DG OS HSM *1	Sports	S018	590567 (H)	590550 (H)	-	590543 (H)	22	24	34.3°-12.3°	22.9°-8.1°	11	22	120/47.2	1 : 4.8	82	94.2x202.9/3.7x8.0	1,805/63.7	LH914-01*	TS-121*	27
100-400mm F5-6.3 DG OS HSM *1	Contemporary	C017	729561 (H)	729554 (H)	-	729547 (H)	15	21	24.4°-6.2°	16.2°-4.1°	9	22	160/63	1 : 3.8	67	86.4x182.3/3.4x7.2	1,160/40.9	LH770-04	-	26
120-300mm F2.8 DG OS HSM	Sports	S013	137564 (H)	137557 (H)	-	137540 (H)	18	23	20.4°-8.2°	13.5°-5.4°	9	22	150-250/59.1-98.4	1 : 8.1	105	121.4x291/4.8x11.5	3,390/119.6	LH1220-01	TS-51	27
150-600mm F5-6.3 DG OS HSM	Contemporary	C015	745561 (H)	745554 (H)	-	745547 (H)	14	20	16.4°-4.1°	10.8°-2.7°	9	22	280/110.2	1 : 4.9	95	105x260.1/4.1x10.2	1,930/68.1	LH1050-01	TS-71	26
150-600mm F5-6.3 DG OS HSM	Sports	S014	740566 (H)	740559 (H)	-	740542 (H)	16	24	16.4°-4.1°	10.8°-2.7°	9	22	260/102.4	1 : 5	105	121x290.2/4.8x11.4	2,860/100.8	LH1164-01	TS-61*	27
APO 200-500mm F2.8/400-1000mm F5.6 EX DG	-	-	597566 (M)	597559 (M)	-	597542 (M)	13	17	12.3°-5.0°	8.1°-3.2°	9	22	200-500/78.7-196.9	1 : 7.7	72(Rear)	236.5x726/9.3x28.6	15,700/553.7	-	Fixed	29
8mm F3.5 EX DG CIRCULAR FISHEYE	-	-	-	485597	-	-	6	11	180°	180°	6	22	13.5/5.3	1 : 4.6	**	73.5x68.6/2.9x2.7	400/14.1	-	-	29
14mm F1.8 DG HSM *1	Art	A017	450564 (H)	450557 (H)	-	450540 (H)	11	16	114.2°	90.8°	9	16	27/10.6	1 : 9.8	-	95.4x126/3.8x5	1,120/39.5	-	-	23
15mm F2.8 EX DG DIAGONAL FISHEYE *2	-	-	-	476441	-	-	6	7	180°	113.0°	7	22	15/5.9	1 : 3.8	**	73.5x69/2.9x2.7	370/13.0	-	-	29
20mm F1.4 DG HSM	Art	A015	412562 (H)	412555 (H)	-	412548 (H)	11	15	94.5°	70.7°	9	16	27.6/10.9	1 : 7.1	-	90.7x129.8/3.6x5.1	950/33.5	-	-	23
24mm F1.4 DG HSM	Art	A015	401566 (H)	401559 (H)	-	401542 (H)	11	15	84.1°	61.2°	9	16	25/9.8	1 : 5.3	77	85x90.2/3.3x3.6	665/23.5	LH830-03	-	23
28mm F1.4 DG HSM *1	Art	A019	441562 (H)	441555 (H)	-	441548 (H)	12	17	75.4°	53.8°	9	16	28/11.0	1 : 5.4	77	82.8x107.7/3.3x4.2	865/30.5	LH828-01*	-	23
35mm F1.4 DG HSM	Art	A012	340568 (H)	340551 (H)	340612 (H)	340544 (H)	11	13	63.4°	44.2°	9	16	30/11.8	1 : 5.2	67	77x94.0/3.0x3.6	665/23.5	LH730-03	-	23
40mm F1.4 DG HSM *1	Art	A018	332563 (H)	332556 (H)	-	332549 (H)	12	16	56.8°	39.1°	9	16	40/15.7	1 : 6.5	82	87.8x131/3.5x5.2	1,200/42.3	LH878-01*	-	24
50mm F1.4 DG HSM	Art	A014	311568 (H)	311551 (H)	-	311544 (H)	8	13	46.8°	31.7°	9	16	40/15.7	1 : 5.6	77	85.4x99.9/3.4x3.9	815/28.7	LH830-02	-	24
85mm F1.4 DG HSM *1	Art	A016	321567 (H)	321550 (H)	-	321543 (H)	12	14	28.6°	19.0°	9	16	85/33.5	1 : 8.5	86	94.7x126.2/3.7x5	1,130/39.9	LH927-02	-	24
105mm F1.4 DG HSM *1	Art	A018	259563 (H)	259556 (H)	-	259549 (H)	12	17	23.3°	15.4°	9	16	100/39.4	1 : 8.3	105	115.9x131.5/4.6x5.2	1,645/58.0	LH1113-01	TS-111	24
135mm F1.8 DG HSM *1	Art	A017	240561 (H)	240554 (H)	-	240547 (H)	10	13	18.2°	12.0°	9	16	87.5/34.4	1 : 5	82	91.4x114.9/3.6x4.5	1,130/39.9	LH880-03	-	24
500mm F4 DG OS HSM *1	Sports	S016	185565 (H)	185558 (H)	-	185541 (H)	11	16	5.0°	3.3°	9	32	350/137.8	1 : 6.5	46(Rear)	144.8x380.3/5.7x15	3,310/116.7	LH1388-01	TS-91*	27
70mm F2.8 DG MACRO	Art	A018	271565 (M)	-	-	271657 (M)	10	13	34.3°	22.9°	9	22	25.8/10.2	1 : 1	49	70.8x105.8/2.8x4.2	515/18.2	LH708-01	-	20
MACRO 105mm F2.8 EX DG OS HSM *1	-	-	258566 (H)	258559 (H)	-	258542 (H)	11	16	23.3°	15.4°	9	22	31.2/12.3	1 : 1	62	78.3x126.4/3.1x5.0	725/25.6	LH680-03	-	29

Notes for product names / Mounts and UPC codes

•All SIGMA lens mounts are for SIGMA lenses only and are fixed. They are compatible with all functions relating to general photography. For further information on compatibility with your camera, please contact your nearest authorized SIGMA Service Station. <https://www.sigma-global.com/en/world-network/> •AF lenses have different appearances depending on the corresponding mount. •In the UPC code, the (H) indicates a HSM lens, and the (M) indicates a lens with a built-in AF motor. For Nikon-F mount, autofocus may not work if the camera does not support the type of AF motor in the lens. Please confirm the AF drive system of your camera body. All SIGMA and Canon EF mounts incorporate a built-in AF motor ((M) indicates HSM lens). *1 Nikon F mount includes an electromagnetic diaphragm mechanism. Functionality may be limited on some camera bodies. *2 Nikon F mount has an aperture ring.

Notes for Optical Stabilizer (OS) function / Other notes

•When using the OS function of a lens with a camera which incorporates a stabilizer unit, please turn the camera's stabilizer unit off. *3 Sony A-mount does not incorporate an OS function. These lenses are not compatible with film cameras. •Figures for maximum diameter x length, weight, and minimum aperture setting (F-number) were obtained using a SIGMA SA mount. Specification varies depending on mount type. •Hoods with *mark have locks. •A double asterisk (**) in the "Filter size" column indicates that a gelatin filter may be inserted into the rear of the lens. •An asterisk (*) in the "Tripod" column indicates that TRIPOD SOCKET (sold separately) may be attached. •The angle of view depends on camera model. •The minimum shooting distance is measured from the image sensor. •The length of a lens is measured from the filter surface to its mount. •Appearances and specifications are subject to change without notice.



SIGMA

SIGMA CORPORATION

2-4-16 Kurigi Asao-ku Kawasaki-shi,
Kanagawa 215-8530 Japan
Tel.81-44-989-7437 Fax.81-44-989-7448

www.sigma-global.com/en

Caution: To ensure the correct and safe use of the product,
be sure to read the user's manual carefully prior to operation.
12/2021